

NATIONAL BANK OF KUWAIT GROUP

**CONSOLIDATED FINANCIAL
STATEMENTS**

31 DECEMBER 2023

Consolidated Financial Statements

Page No.

AUDITORS' REPORT	1
CONSOLIDATED FINANCIAL STATEMENTS	
Consolidated Statement of Income	8
Consolidated Statement of Comprehensive Income	9
Consolidated Statement of Financial Position	10
Consolidated Statement of Cash Flows	11
Consolidated Statement of Changes in Equity	12
NOTES TO THE CONSOLIDATED FINANCIAL STATEMENTS	
1 Incorporation and Registration	14
2 Material Accounting Policies	14
3 Segmental Analysis	31
4 Interest Income	33
5 Interest Expense.....	33
6 Net Fees and Commissions	33
7 Net Investment Income.....	33
8 Provision charge for credit losses and impairment losses.....	34
9 Taxation	34
10 Earnings per Share	34
11 Cash and Short Term Funds	35
12 Deposits with Banks	35
13 Loans, Advances and Islamic Financing to Customers.....	35
14 Financial Investments	39
15 Goodwill and Other Intangible Assets	41
16 Other Assets	43
17 Other Borrowed Funds	43
18 Other Liabilities	44
19 Share Capital and Reserves	44
20 Dividend	48
21 Perpetual Tier 1 Capital Securities	48
22 Share Based Payment	49
23 Fair Value of Financial Instruments	49
24 Subsidiaries	51
25 Commitments and Contingent Liabilities	52
26 Derivative Financial Instruments and Hedge Accounting	53
27 Related Party Transactions	54
28 Risk Management	55
29 Capital	65
30 Funds Under Management	66
31 Changes in Reference Rates (IBOR)	67



**Building a better
working world**

Ernst & Young
Al Aiban, Al Osaimi & Partners
P.O. Box 74
18–20 Floor, Baitak Tower
Ahmed Al Jaber Street
Safat Square 13001, Kuwait

Tel: +965 2295 5000
Fax: +965 2245 6419
kuwait@kw.ey.com
ey.com/mena

Deloitte.

Deloitte & Touche
Al-Wazzan & Co.

Ahmed Al-Jaber Street, Sharq
Dar Al-Awadi Complex, Floors 7 & 9
P.O. Box 20174, Safat 13062
Kuwait

Tel : + 965 22408844, 22438060
Fax: + 965 22408855, 22452080
www.deloitte.com

INDEPENDENT AUDITORS' REPORT TO THE SHAREHOLDERS OF NATIONAL BANK OF KUWAIT S.A.K.P.

Report on the Audit of the Consolidated Financial Statements

Opinion

We have audited the consolidated financial statements of National Bank of Kuwait S.A.K.P. (the “Bank”) and its subsidiaries (together, “the Group”), which comprise the consolidated statement of financial position as at 31 December 2023, and the consolidated statement of income, consolidated statement of comprehensive income, consolidated statement of changes in equity and consolidated statement of cash flows for the year then ended, and notes to the consolidated financial statements, including material accounting policies.

In our opinion, the accompanying consolidated financial statements present fairly, in all material respects, the consolidated financial position of the Group as at 31 December 2023, and its consolidated financial performance and its consolidated cash flows for the year then ended in accordance with International Financial Reporting Standards (“IFRSs”), as adopted by Central Bank of Kuwait (“CBK”) for use by the State of Kuwait.

Basis for Opinion

We conducted our audit in accordance with International Standards on Auditing (ISAs). Our responsibilities under those standards are further described in the *Auditors' Responsibilities for the Audit of the Consolidated Financial Statements* section of our report. We are independent of the Group in accordance with the International Ethics Standards Board for Accountants' *International Code of Ethics for Professional Accountants (including International Independence Standards)* (IESBA Code), and we have fulfilled our other ethical responsibilities in accordance with the IESBA Code. We believe that the audit evidence we have obtained is sufficient and appropriate to provide a basis for our opinion.

Key Audit Matters

Key audit matters are those matters that, in our professional judgment, were of most significance in our audit of the consolidated financial statements of the current year. These matters were addressed in the context of our audit of the consolidated financial statements as a whole, and in forming our opinion thereon, and we do not provide a separate opinion on these matters. For each key audit matter below, our description of how our audit addressed the matter is provided in that context.

INDEPENDENT AUDITORS' REPORT TO THE SHAREHOLDERS OF NATIONAL BANK OF KUWAIT S.A.K.P. (continued)

Report on the Audit of the Consolidated Financial Statements (continued)

Key Audit Matters (continued)

We have identified the following key audit matters:

a) Credit losses on loans, advances and Islamic financing to customers

The recognition of credit losses on loans, advances and Islamic financing (“credit facilities”) to customers is the higher of Expected Credit Loss (“ECL”) under International Financial Reporting Standard 9: Financial Instruments (“IFRS 9”), determined in accordance with the CBK guidelines, and the provision required by the CBK rules on classification of credit facilities and calculation of their provision (the “CBK rules”) as disclosed in the accounting policies and in Note 13 to the consolidated financial statements.

Recognition of ECL under IFRS 9, determined in accordance with CBK guidelines, is a complex accounting policy, which requires considerable judgement in its implementation. ECL is dependent on management’s judgement in assessing significant increase in credit risk and classification of credit facilities into various stages, determining when a default has occurred, development of models for assessing the probability of default of customers and estimating cash flows from recovery procedures or realization of collateral.

Recognition of specific provision on impaired facility under the CBK rules is based on the instructions by CBK on the minimum provision to be recognized together with any additional provision to be recognised based on management estimate of expected cash flows related to that credit facility.

Due to the significance of credit facilities and the related estimation uncertainty and judgement in the impairment calculation, this was considered as a key audit matter. This is further heightened by the high degree of estimation uncertainty due to the current inflationary pressure and high interest rate environment.

Our audit procedures included assessing the design and implementation of controls over the inputs and assumptions used by the Group in developing the models, its governance and review controls performed by the management in determining the adequacy of credit losses.

INDEPENDENT AUDITORS' REPORT TO THE SHAREHOLDERS OF NATIONAL BANK OF KUWAIT S.A.K.P. (continued)

Report on the Audit of the Consolidated Financial Statements (continued)

Key Audit Matters (continued)

a) Credit losses on loans, advances and Islamic financing to customers (continued)

With respect to the ECL based on IFRS 9, determined in accordance with the CBK guidelines, we have selected samples of credit facilities outstanding as at the reporting date, which included rescheduled credit facilities, and evaluated the Group's determination of significant increase in credit risk and the resultant basis for classification of the credit facilities into various stages. We involved our specialists to review the Probability of Default ("PD"), Loss Given Default ("LGD") and Exposure at Default ("EAD") and the overlays considered by management in view of the ongoing economic impacts, in order to determine ECL taking into consideration CBK guidelines. For a sample of credit facilities, we have evaluated the Group's staging criteria and computation of ECL including the eligibility and value of collateral considered in the ECL models used by the Group. We have also evaluated the various inputs and assumptions used by the Group's management to determine ECL.

Further, for the CBK rules provision requirements, we have assessed the criteria for determining whether there is a requirement to calculate any credit loss in accordance with the related regulations and, if required, it has been computed accordingly. For the samples selected, which included rescheduled credit facilities, we have verified whether all impairment events have been identified by the Group's management. For the selected samples which also included impaired credit facilities, we have assessed the valuation of collateral and checked the resultant provision calculations.

b) Impairment of goodwill in Egypt

The Group had a goodwill with carrying value of KD 20,174 thousand in respect of its component in Egypt which is fully impaired as at 31 December 2023. The impairment tests of goodwill performed by management in the component of Egypt are significant to our audit because the assessment of the recoverable amount of goodwill under the value-in-use basis is complex and requires considerable judgments on part of management, especially due to the current inflationary pressure and high interest rate environment. Estimates of future cash flows are based on management's views of variables such as the growth in the banking sector, economic conditions such as the economic growth and expected inflation rates and yield. Therefore, we identified the impairment testing of goodwill in the component of Egypt as a key audit matter.

INDEPENDENT AUDITORS' REPORT TO THE SHAREHOLDERS OF NATIONAL BANK OF KUWAIT S.A.K.P. (continued)

Report on the Audit of the Consolidated Financial Statements (continued)

Key Audit Matters (continued)

b) Impairment of goodwill in Egypt (continued)

As part of our audit procedures, where “value in use” is the basis to compute the recoverable value we obtained management’s impairment calculations and tested the reasonableness of key assumptions, including profit forecasts and the selection of growth rates and discount rates. We also involved our valuation specialists and challenged management to substantiate the assumptions, including the comparison of relevant assumptions to industry benchmarks and economic forecasts. We tested the integrity of supporting calculations and corroborated certain information with third party sources. We agreed the underlying cash flows to approved budgets and assessed growth rates and discount rates by comparison with third party information, the Group’s cost of capital and relevant risk factors. Future cash flow assumptions were also assessed through comparison to current trading performance against budget and forecasts, considering the historical accuracy of budgeting and forecasting and the understanding of the reasons for growth profiles used. We further evaluated management’s sensitivity analysis to ascertain the impact of reasonably possible changes to key assumptions. We also assessed the controls over the impairment process to determine if they had been appropriately designed and implemented.

We also assessed the adequacy of the Group’s disclosures regarding those assumptions, which are disclosed in Note 15 to the consolidated financial statements, against the requirements of IFRSs.

Other Information included in the Group’s 2023 Annual Report

Management is responsible for the other information. Other information consists of the information included in the Group’s 2023 Annual Report, other than the consolidated financial statements and our auditors’ report thereon. We obtained the report of the Bank’s Board of Directors prior to the date of our auditors’ report, and we expect to obtain the remaining sections of the Group’s Annual Report for the year ended 31 December 2023 after the date of our auditors’ report.

Our opinion on the consolidated financial statements does not cover the other information and we do not express any form of assurance or conclusion thereon.

In connection with our audit of the consolidated financial statements, our responsibility is to read the other information identified above and, in doing so, consider whether the other information is materially inconsistent with the consolidated financial statements or our knowledge obtained during the audit, or otherwise appears to be materially misstated. If, based on the work we have performed on the other information that we obtained prior to the date of this auditors’ report, we conclude that there is a material misstatement of other information; we are required to report that fact. We have nothing to report in this regard.

INDEPENDENT AUDITORS' REPORT TO THE SHAREHOLDERS OF NATIONAL BANK OF KUWAIT S.A.K.P. (continued)

Report on the Audit of the Consolidated Financial Statements (continued)

Responsibilities of Management and Those Charged with Governance for the Consolidated Financial Statements

Management is responsible for the preparation and fair presentation of the consolidated financial statements in accordance with IFRSs as adopted by CBK for use by the State of Kuwait, and for such internal control as management determines is necessary to enable the preparation of consolidated financial statements that are free from material misstatement, whether due to fraud or error.

In preparing the consolidated financial statements, management is responsible for assessing the Group's ability to continue as a going concern, disclosing, as applicable, matters related to going concern and using the going concern basis of accounting unless management either intends to liquidate the Group or to cease operations, or has no realistic alternative but to do so.

Those charged with governance are responsible for overseeing the Group's financial reporting process.

Auditors' Responsibilities for the Audit of the Consolidated Financial Statements

Our objectives are to obtain reasonable assurance about whether the consolidated financial statements as a whole are free from material misstatement, whether due to fraud or error, and to issue an auditors' report that includes our opinion. Reasonable assurance is a high level of assurance, but is not a guarantee that an audit conducted in accordance with ISAs will always detect a material misstatement when it exists. Misstatements can arise from fraud or error and are considered material if, individually or in the aggregate, they could reasonably be expected to influence the economic decisions of users taken on the basis of these consolidated financial statements.

As part of an audit in accordance with ISAs, we exercise professional judgment and maintain professional scepticism throughout the audit. We also:

- ▶ Identify and assess the risks of material misstatement of the consolidated financial statements, whether due to fraud or error, design and perform audit procedures responsive to those risks, and obtain audit evidence that is sufficient and appropriate to provide a basis for our opinion. The risk of not detecting a material misstatement resulting from fraud is higher than for one resulting from error, as fraud may involve collusion, forgery, intentional omissions, misrepresentations, or the override of internal control.
- ▶ Obtain an understanding of internal control relevant to the audit in order to design audit procedures that are appropriate in the circumstances, but not for the purpose of expressing an opinion on the effectiveness of the internal control.
- ▶ Evaluate the appropriateness of accounting policies used and the reasonableness of accounting estimates and related disclosures made by the management.

INDEPENDENT AUDITORS' REPORT TO THE SHAREHOLDERS OF NATIONAL BANK OF KUWAIT S.A.K.P. (continued)

Report on the Audit of the Consolidated Financial Statements (continued)

Auditors' Responsibilities for the Audit of the Consolidated Financial Statements (continued)

- ▶ Conclude on the appropriateness of management's use of the going concern basis of accounting and based on the audit evidence obtained, whether a material uncertainty exists related to events or conditions that may cast significant doubt on the Group's ability to continue as a going concern. If we conclude that a material uncertainty exists, we are required to draw attention in our auditors' report to the related disclosures in the consolidated financial statements or, if such disclosures are inadequate, to modify our opinion. Our conclusions are based on the audit evidence obtained up to the date of our auditors' report. However, future events or conditions may cause the Group to cease to continue as a going concern.
- ▶ Evaluate the overall presentation, structure and content of the consolidated financial statements, including the disclosures, and whether the consolidated financial statements represent the underlying transactions and events in a manner that achieves fair presentation.
- ▶ Obtain sufficient appropriate audit evidence regarding the financial information of the entities or business activities within the Group to express an opinion on the consolidated financial statements. We are responsible for the direction, supervision and performance of the group audit. We remain solely responsible for our audit opinion.

We communicate with those charged with governance regarding, among other matters, the planned scope and timing of the audit and significant audit findings, including any significant deficiencies in internal control that we identify during our audit.

We also provide those charged with governance with a statement that we have complied with relevant ethical requirements regarding independence, and to communicate with them all relationships and other matters that may reasonably be thought to bear on our independence, and where applicable, actions taken to eliminate threats or safeguards applied.

From the matters communicated with those charged with governance, we determine those matters that were of most significance in the audit of the consolidated financial statements of the current year and are therefore the key audit matters. We describe these matters in our auditors' report unless law or regulation precludes public disclosure about the matter or when, in extremely rare circumstances, we determine that a matter should not be communicated in our report because the adverse consequences of doing so would reasonably be expected to outweigh the public interest benefits of such communication.

INDEPENDENT AUDITORS' REPORT TO THE SHAREHOLDERS OF NATIONAL BANK OF KUWAIT S.A.K.P. (continued)


Report on Other Legal and Regulatory Requirements

Furthermore, in our opinion proper books of account have been kept by the Bank and the consolidated financial statements, together with the contents of the report of the Bank's Board of Directors relating to these consolidated financial statements, are in accordance therewith. We further report that we obtained all the information and explanations that we required for the purpose of our audit and that the consolidated financial statements incorporate all information that is required by the Capital Adequacy Regulations and Financial Leverage Ratio Regulations issued by the Central Bank of Kuwait ("CBK") as stipulated in CBK Circular Nos. 2/RB, RBA/336/2014 dated 24 June 2014 and its amendments, and 2/BS/342/2014 dated 21 October 2014, and its amendments, respectively, the Companies Law No. 1 of 2016, as amended, and its executive regulations, as amended, or by the Bank's Memorandum of Incorporation and Articles of Association, as amended, that an inventory was duly carried out and that, to the best of our knowledge and belief, no violations of the Capital Adequacy Regulations and Financial Leverage Ratio Regulations issued by the CBK as stipulated in CBK Circular Nos. 2/RB, RBA/336/2014 dated 24 June 2014 and its amendments, and 2/BS/342/2014 dated 21 October 2014, and its amendments, respectively, the Companies Law No. 1 of 2016, as amended, and its executive regulations, as amended, or of the Bank's Memorandum of Incorporation and Articles of Association, as amended, have occurred during the year ended 31 December 2023 that might have had a material effect on the business of the Bank or on its financial position.

We further report that, during the course of our audit, we have not become aware of any violations of the provisions of Law No. 32 of 1968, as amended, concerning currency, the CBK and the organisation of banking business, and its related regulations during the year ended 31 December 2023 that might have had a material effect on the business of the Bank or on its financial position.



ABDULKARIM ALSAMDAN
LICENCE NO. 208 A
EY
AL-AIBAN, AL-OSAIMI & PARTNERS



BÄDER A. AL-WAZZAN
LICENCE NO. 62 A
DELOITTE & TOUCHE
AL WAZZAN & CO.

31 January 2024
Kuwait

National Bank of Kuwait Group

CONSOLIDATED STATEMENT OF INCOME

For the year ended 31 December 2023

	<i>Notes</i>	2023 KD 000's	2022 <i>KD 000's</i>
Interest income	4	1,632,748	947,589
Interest expense	5	908,154	363,821
Net interest income		724,594	583,768
Murabaha and other Islamic financing income		402,482	287,558
Finance cost and Distribution to depositors		221,939	115,487
Net income from Islamic financing		180,543	172,071
Net interest income and net income from Islamic financing		905,137	755,839
Net fees and commissions	6	196,606	181,778
Net investment income	7	27,466	15,736
Net gains from dealing in foreign currencies		36,123	55,379
Other operating income		1,435	1,009
Non-interest income		261,630	253,902
Net operating income		1,166,767	1,009,741
Staff expenses		233,156	220,125
Other administrative expenses		147,342	125,430
Depreciation of premises and equipment		44,314	38,922
Amortisation of intangible assets	15	1,647	1,647
Operating expenses		426,459	386,124
Operating profit before provision for credit losses and impairment losses		740,308	623,617
Provision charge for credit losses and impairment losses	8	103,068	45,363
Operating profit before taxation and directors' remuneration		637,240	578,254
Taxation	9	48,097	47,422
Directors' remuneration	27	770	770
Profit for the year		588,373	530,062
Attributable to:			
Shareholders of the Bank		560,620	509,085
Non-controlling interests		27,753	20,977
		588,373	530,062
Basic earnings per share attributable to shareholders of the Bank	10	68 fils	61 fils

The attached notes 1 to 31 form part of these consolidated financial statements.

National Bank of Kuwait Group

CONSOLIDATED STATEMENT OF COMPREHENSIVE INCOME

For the year ended 31 December 2023

	<i>Note</i>	2023 KD 000's	2022 KD 000's
Profit for the year		588,373	530,062
Other comprehensive income:			
Investment in debt securities measured at FVOCI:			
Net change in fair value		4,506	3,158
Net transfer to consolidated statement of income		376	5,129
		4,882	8,287
Exchange differences on translation of foreign operations		(13,699)	(125,273)
Other comprehensive loss for the year reclassifiable to consolidated statement of income in subsequent years		(8,817)	(116,986)
Net gain (loss) on investments in equity instruments designated at FVOCI		601	(4,446)
Actuarial gain in respect of defined benefit plans	18	3,969	8,252
Other comprehensive income for the year not reclassifiable to consolidated statement of income in subsequent years		4,570	3,806
Other comprehensive loss for the year		(4,247)	(113,180)
Total comprehensive income for the year		584,126	416,882
Attributable to:			
Shareholders of the Bank		553,485	398,266
Non-controlling interests		30,641	18,616
		584,126	416,882


The attached notes 1 to 31 form part of these consolidated financial statements.

National Bank of Kuwait Group


CONSOLIDATED STATEMENT OF FINANCIAL POSITION

As at 31 December 2023

	Notes	2023 KD 000's	2022 KD 000's
Assets			
Cash and short term funds	11	4,384,700	5,323,452
Central Bank of Kuwait bonds	14	856,815	881,241
Kuwait Government treasury bonds	14	194,111	211,629
Deposits with banks	12	1,318,121	1,490,286
Loans, advances and Islamic financing to customers	13	22,281,004	20,998,416
Investment securities	14	6,884,821	5,634,672
Land, premises and equipment		506,812	474,724
Goodwill and other intangible assets	15	508,416	534,936
Other assets	16	730,191	789,007
Total assets		37,664,991	36,338,363
Liabilities			
Due to banks		3,963,802	4,017,979
Deposits from other financial institutions		3,725,629	3,740,877
Customer deposits		21,948,957	20,178,062
Certificates of deposit issued		822,899	1,801,623
Other borrowed funds	17	1,331,006	1,243,563
Other liabilities	18	966,123	721,313
Total liabilities		32,758,416	31,703,417
Equity			
Share capital	19	792,995	755,233
Proposed bonus shares	20	39,649	37,762
Statutory reserve	19	396,499	377,618
Share premium account	19	803,028	803,028
Treasury share reserve	19	34,961	34,961
Other reserves	19	1,816,640	1,614,386
Equity attributable to shareholders of the Bank		3,883,772	3,622,988
Perpetual Tier 1 Capital Securities	21	439,032	439,032
Non-controlling interests	24	583,771	572,926
Total equity		4,906,575	4,634,946
Total liabilities and equity		37,664,991	36,338,363



 Hamad Mohamed Al-Bahar
 Chairman



 Isam J. Al Sager
 Vice Chairman and Group Chief
 Executive Officer

The attached notes 1 to 31 form part of these consolidated financial statements.

National Bank of Kuwait Group

CONSOLIDATED STATEMENT OF CASH FLOWS

For the year ended 31 December 2023

	<i>Notes</i>	2023 <i>KD 000's</i>	2022 <i>KD 000's</i>
Operating activities			
Profit for the year		588,373	530,062
Adjustments for:			
Net investment income	7	(27,466)	(15,736)
Depreciation of premises and equipment		44,314	38,922
Amortisation of intangible assets	15	1,647	1,647
Provision charge for credit losses and impairment losses	8	103,068	45,363
Taxation	9	48,097	47,422
Cash flows from operating activities before changes in operating assets and liabilities		758,033	647,680
Changes in operating assets and liabilities:			
Central Bank of Kuwait bonds		24,426	(51,187)
Kuwait Government treasury bonds		20,138	188,596
Deposits with banks		174,677	(612,423)
Loans, advances and Islamic financing to customers		(1,354,615)	(1,528,359)
Other assets		46,773	(122,294)
Due to banks		(54,177)	(79,345)
Deposits from other financial institutions		(15,248)	605,672
Customer deposits		1,770,895	2,254,665
Certificates of deposit issued		(978,724)	462,269
Other liabilities		178,390	90,925
Tax paid		(39,587)	(33,856)
Net cash from operating activities		530,981	1,822,343
Investing activities			
Purchase of investment securities		(3,633,073)	(4,131,965)
Proceeds from sale/redemption of investment securities		2,480,036	2,871,878
Dividend income	7	2,570	2,272
Proceeds from sale of a foreign branch		-	25,597
Proceeds from sale of land, premises and equipment		1,817	2,732
Purchase of land, premises and equipment		(56,260)	(61,505)
Change in holding in subsidiaries		(11,884)	(7,889)
Purchase of investment properties		(38,494)	(22,914)
Proceeds from sale of investment properties		1,281	12,625
Net cash used in investing activities		(1,254,007)	(1,309,169)
Financing activities			
Proceeds from issue of unsecured sukuk by a subsidiary		-	152,225
Redemption of Global Medium term notes		-	(229,238)
Proceeds from capital increase in a subsidiary		-	80,238
Interest paid on Perpetual Tier 1 Capital Securities		(18,224)	(18,119)
Profit distribution on Perpetual Tier 1 Sukuk by a subsidiary		(6,079)	(6,068)
Net movement in other medium and short term borrowing		86,290	47,335
Dividends paid		(268,107)	(291,304)
Dividends paid by subsidiaries to non-controlling interests		(9,606)	(6,782)
Net cash used in financing activities		(215,726)	(271,713)
(Decrease) increase in cash and short term funds		(938,752)	241,461
Cash and short term funds at the beginning of the year		5,323,452	5,081,991
Cash and short term funds at the end of the year	11	4,384,700	5,323,452

The attached notes 1 to 31 form part of these consolidated financial statements.

National Bank of Kuwait Group

CONSOLIDATED STATEMENT OF CHANGES IN EQUITY

For the year ended 31 December 2023

KD 000's

	<i>Equity attributable to shareholders of the Bank</i>						<i>Perpetual Tier 1 Capital Securities</i>	<i>Non - controlling interests</i>	<i>Total equity</i>	
	<i>Share capital</i>	<i>Proposed bonus shares</i>	<i>Statutory reserve</i>	<i>Share premium account</i>	<i>Treasury share reserve</i>	<i>Other reserves (Note 19e)</i>				<i>Total</i>
Balance as at 1 January 2023	755,233	37,762	377,618	803,028	34,961	1,614,386	3,622,988	439,032	572,926	4,634,946
Profit for the year	-	-	-	-	-	560,620	560,620	-	27,753	588,373
Other comprehensive (loss) income	-	-	-	-	-	(7,135)	(7,135)	-	2,888	(4,247)
Total comprehensive income	-	-	-	-	-	553,485	553,485	-	30,641	584,126
Transfer to statutory reserve (Note 19b)	-	-	18,881	-	-	(18,881)	-	-	-	-
Issue of bonus shares (Note 19a)	37,762	(37,762)	-	-	-	-	-	-	-	-
Final cash dividend paid (2022)	-	-	-	-	-	(188,808)	(188,808)	-	-	(188,808)
Interim cash dividend paid –10 fils per share (Note 20)	-	-	-	-	-	(79,299)	(79,299)	-	-	(79,299)
Proposed bonus shares (Note 20)	-	39,649	-	-	-	(39,649)	-	-	-	-
Interest paid on perpetual Tier 1 Capital Securities	-	-	-	-	-	(18,224)	(18,224)	-	-	(18,224)
Profit distribution on Perpetual Tier 1 Sukuk by a subsidiary	-	-	-	-	-	(3,664)	(3,664)	-	(2,415)	(6,079)
Change in holding in subsidiaries	-	-	-	-	-	(3,906)	(3,906)	-	(7,978)	(11,884)
Dividend paid to non-controlling interests by subsidiaries	-	-	-	-	-	-	-	-	(9,606)	(9,606)
Other movements	-	-	-	-	-	1,200	1,200	-	203	1,403
At 31 December 2023	792,995	39,649	396,499	803,028	34,961	1,816,640	3,883,772	439,032	583,771	4,906,575

The attached notes 1 to 31 form part of these consolidated financial statements.

National Bank of Kuwait Group

CONSOLIDATED STATEMENT OF CHANGES IN EQUITY

For the year ended 31 December 2023

	<i>Equity attributable to shareholders of the Bank</i>							<i>KD 000's</i>		
	<i>Share capital</i>	<i>Proposed bonus shares</i>	<i>Statutory reserve</i>	<i>Share premium account</i>	<i>Treasury share reserve</i>	<i>Other reserves (Note 19e)</i>	<i>Total</i>	<i>Perpetual Tier 1 Capital Securities</i>	<i>Non-controlling interests</i>	<i>Total equity</i>
Balance as at 1 January 2022	719,269	35,964	359,637	803,028	34,961	1,586,708	3,539,567	439,032	488,518	4,467,117
Profit for the year	-	-	-	-	-	509,085	509,085	-	20,977	530,062
Other comprehensive loss	-	-	-	-	-	(110,819)	(110,819)	-	(2,361)	(113,180)
Total comprehensive income	-	-	-	-	-	398,266	398,266	-	18,616	416,882
Transfer to statutory reserve (Note 19b)	-	-	17,981	-	-	(17,981)	-	-	-	-
Issue of bonus shares (Note 19a)	35,964	(35,964)	-	-	-	-	-	-	-	-
Cash dividend paid (2021)	-	-	-	-	-	(215,781)	(215,781)	-	-	(215,781)
Interim cash dividend paid –10 fils per share (Note 20)	-	-	-	-	-	(75,523)	(75,523)	-	-	(75,523)
Proposed bonus shares (Note 20)	-	37,762	-	-	-	(37,762)	-	-	-	-
Interest paid on perpetual Tier 1 Capital Securities	-	-	-	-	-	(18,119)	(18,119)	-	-	(18,119)
Profit distribution on Perpetual Tier 1 Sukuk by a subsidiary	-	-	-	-	-	(3,642)	(3,642)	-	(2,426)	(6,068)
Change in holding in subsidiaries	-	-	-	-	-	(2,557)	(2,557)	-	(5,332)	(7,889)
Capital increase in a subsidiary	-	-	-	-	-	-	-	-	80,238	80,238
Dividend paid to non-controlling interests by subsidiaries	-	-	-	-	-	-	-	-	(6,782)	(6,782)
Other movements	-	-	-	-	-	777	777	-	94	871
At 31 December 2022	<u>755,233</u>	<u>37,762</u>	<u>377,618</u>	<u>803,028</u>	<u>34,961</u>	<u>1,614,386</u>	<u>3,622,988</u>	<u>439,032</u>	<u>572,926</u>	<u>4,634,946</u>

The attached notes 1 to 31 form part of these consolidated financial statements.

1 INCORPORATION AND REGISTRATION

The consolidated financial statements of National Bank of Kuwait S.A.K.P. (the “Bank”) and its subsidiaries (collectively the “Group”) for the year ended 31 December 2023 were authorised for issue in accordance with a resolution of the directors on 15 January 2024. The Annual General Meeting of the shareholders has the power to amend these consolidated financial statements after issuance. The Bank is a public shareholding company incorporated in Kuwait in 1952 and is registered as a bank (commercial registration number - 8490) with the Central Bank of Kuwait. The Bank’s registered office is at Al Shuhada Street, P.O. Box 95, Safat 13001, Kuwait. The principal activities of the Bank are described in Note 3.

2 MATERIAL ACCOUNTING POLICIES

2.1 Basis of preparation

The consolidated financial statements have been prepared in accordance with the regulations for financial services institutions as issued by the Central Bank of Kuwait (CBK) in the State of Kuwait. These regulations require banks and other financial institutions regulated by CBK to adopt the International Financial Reporting Standards (“IFRS”) with an amendment for measuring the expected credit loss (“ECL”) on credit facilities at the higher of ECL computed under IFRS 9 – ‘Financial Instruments’ in accordance to the CBK guidelines or the provisions as required by CBK instructions along with its consequent impact on related disclosures.

The above framework is hereinafter referred to as ‘IFRS as adopted by CBK for use in the State of Kuwait’.

The consolidated financial statements are prepared under the historical cost convention except for the measurement at fair value of derivatives, investment securities measured at fair value and investment properties. In addition and as more fully described below, assets and liabilities that are hedged in fair value hedging relationships are carried at fair value to the extent of the risk being hedged.

2.2 Changes in material accounting policies

New and amended standards and interpretations

The Group applied the following amendments effective from 1 January 2023:

International Tax Reform – Pillar Two Model Rules (Amendments to IAS 12)

The IASB amended the scope of IAS 12 to clarify that the Standard applies to income taxes arising from tax law enacted or substantively enacted to implement the Pillar Two model rules published by the OECD, including tax law that implements qualified domestic minimum top-up taxes described in those rules. The amendments introduce a temporary exception to the accounting requirements for deferred taxes in IAS 12, so that an entity would neither recognise nor disclose information about deferred tax assets and liabilities related to Pillar Two income taxes. In periods in which Pillar Two legislation is enacted or substantively enacted but not yet in effect, an entity shall disclose known or reasonably estimable information that helps users of financial statements understand the entity’s exposure to Pillar Two income taxes arising from that legislation. Refer note 9 for further information.

Disclosure of Accounting Policies (Amendments to IAS 1 and IFRS Practise Statement 2)

The amendments require the disclosure of ‘material’, rather than ‘significant’, accounting policies. The amendments also provide guidance on the application of materiality to disclosure of accounting policies, assisting entities to provide useful, entity-specific accounting policy information that users need to understand other information in the financial statements.

The amendments have an impact on the Group’s disclosures of accounting policies, but not on the measurement, recognition or presentation of any items in the Group’s consolidated financial statements.

2 MATERIAL ACCOUNTING POLICIES (continued)

2.2 Changes in material accounting policies (continued)

New and amended standards and interpretations (continued)

IFRS 17 Insurance Contracts

IFRS 17 Insurance Contracts (IFRS 17) is effective for reporting periods beginning on or after 1 January 2023. IFRS 17 applies to all types of insurance contracts (i.e., life, non-life, direct insurance and re-insurance), regardless of the type of entities that issue them, as well as to certain guarantees and financial instruments with discretionary participation features. Limited scope exceptions apply.

The Group has not identified contracts that result in the transfer of significant insurance risk, and therefore it has concluded that IFRS 17 does not have a material impact on the financial statements for the year ended 31 December 2023.

Other amendments to IFRSs which are effective for annual accounting period starting from 1 January 2023 did not have any material impact on the accounting policies, financial position or performance of the Group.

Standards issued but not yet effective

The new and amended standards and interpretations that are issued, but not yet effective, up to the date of issuance of the Group's consolidated financial statements are disclosed below.

General requirements for disclosure of sustainability-related financial information (IFRS S1) and Climate-related disclosures (IFRS S2) – 1 January 2024

In June 2023 the International Sustainability Standards Board (ISSB) issued its first two IFRS Sustainability Disclosure Standards, IFRS S1 General Requirements for Disclosure of Sustainability-related Financial Information and IFRS S2 Climate-related Disclosures. IFRS S1 includes the core framework for the disclosure of material information about sustainability-related risks and opportunities across a Group's value chain. IFRS S2 is the first thematic standard issued that sets out requirements for entities to disclose information about climate-related risks and opportunities. The standard requires an entity to disclose information about climate-related risks and opportunities that could reasonably be expected to affect the entity's cash flows, its access to finance or cost of capital over the short, medium or long term.

Lack of Exchangeability (Amendments to IAS 21) – 1 January 2025

The amendments to IAS 21 specify how to assess whether a currency is exchangeable and how to determine the exchange rate when it is not. Applying the amendments, a currency is not exchangeable into the other currency if an entity can only obtain no more than an insignificant amount of the other currency at the measurement date for a specified purpose. When a currency is not exchangeable at the measurement date, an entity is required to estimate the spot exchange rate as the rate that would have applied to an orderly exchange transaction at the measurement date between market participants under prevailing economic conditions. In that case, an entity is required to disclose information that enables users of its financial statements to evaluate how the currency's lack of exchangeability affects, or is expected to affect, the entity's financial performance, financial position and cash flows.

The Group is currently evaluating the impact of these amendments. The Group will adopt it when the amendments become effective.

2 MATERIAL ACCOUNTING POLICIES (continued)

2.3 Basis of consolidation

The consolidated financial statements comprise the financial statements of the Bank as at 31 December each year and its subsidiaries as at the same date or a date not earlier than three months from 31 December. The financial statements of subsidiaries and associates are prepared using consistent accounting policies and are adjusted, where necessary, to bring the accounting policies in line with those of the Group. All intercompany balances and transactions, including unrealised profits arising from intra-group transactions have been eliminated on consolidation.

a. Subsidiaries

Subsidiaries are all entities over which the Bank has control. The control is achieved when the Bank is exposed, or has rights, to variable returns from its involvement with the investee and has the ability to affect those returns through its power over the investee. The Group re-assesses whether or not it controls an investee if facts and circumstances indicate that there are changes to one or more of the three elements of control. Consolidation of a subsidiary begins when the Group obtains control over the subsidiary and ceases when the Group loses control of the subsidiary. Refer Note 24 for the list of major subsidiaries, their principal businesses and the Group's effective holding.

b. Non-controlling interest

Interest in the equity of subsidiaries not attributable to the Group is reported as non-controlling interest in the consolidated statement of financial position. Non-controlling interest in the acquiree is measured at the proportionate share in the recognised amounts of the acquiree's identifiable net assets. Losses are allocated to the non-controlling interest even if they exceed the non-controlling interest's share of equity in the subsidiary. Transactions with non-controlling interests are treated as transactions with equity owners of the Group. Gains or losses on changes in non-controlling interests without loss of control are recorded in equity.

c. Associates

Associates are all entities over which the Group has significant influence but not control, generally accompanying a shareholding of between 20% and 50% of the voting rights. Investment in an associate is initially recognised at cost and subsequently accounted for by the equity method of accounting. The Group's investment in associates includes goodwill identified on acquisition. The Group's share of its associates' post-acquisition profits or losses is recognised in the consolidated statement of income, and its share of post-acquisition movements in other comprehensive income is recognised in other comprehensive income. The cumulative post-acquisition movements are adjusted against the carrying amount of the investment.

The Group determines at each reporting date whether there is any objective evidence that the investment in the associate is impaired. If this is the case, the Group calculates the amount of impairment as the difference between the recoverable amount of the associate and its carrying value and recognises the amount in the consolidated statement of income. Upon loss of significant influence over the associate, the Group measures and recognises any retained investment at its fair value. Gain or loss on this transaction is computed by comparing the carrying amount of the associate at the time of loss of significant influence with the aggregate of fair value of the retained investment and proceeds from disposal. This is recognised in the consolidated statement of income.

2.4 Foreign currencies

The consolidated financial statements are presented in Kuwaiti Dinars (thousand) which is also the Bank's functional currency.

a. Translation of foreign currency transactions

Transactions in foreign currencies are initially recorded in the functional currency rate of exchange ruling at the date of the transaction. Monetary assets and monetary liabilities in foreign currencies (other than monetary items that form part of the net investment in a foreign operation) are translated into functional currency at rates of exchange prevailing at the reporting date. Any gains or losses are taken to the consolidated statement of income. Exchange differences arising on monetary items that form part of the net investment in a foreign operation are determined using closing rates and recognised in other comprehensive income and presented in the foreign currency translation reserve in equity. When a foreign operation is disposed of, the cumulative amount in foreign currency translation reserve relating to that foreign operation is recognised in the consolidated statement of income. Goodwill, intangible assets and any fair value adjustments to the carrying value of assets and liabilities are recorded at the functional currency of the foreign operation and are translated to the presentation currency at the rate of exchange prevailing at the reporting date. All resulting exchange differences are recognised in other comprehensive income and accumulated in foreign currency translation reserve within equity.

2 MATERIAL ACCOUNTING POLICIES (continued)

2.4 Foreign currencies (continued)

a. Translation of foreign currency transactions (continued)

Translation gains or losses on non-monetary items are recognised in other comprehensive income when non-monetary items are measured at fair value through other comprehensive income. Translation gains or losses on non-monetary items measured at fair value through profit or loss are recognised in consolidated statement of income.

b. Translation of financial statements of foreign entities

The results and financial position of all the Group entities that have a functional currency different from the presentation currency are translated to presentation currency as follows:

The assets and liabilities are translated at rates of exchange ruling at the reporting date. Income and expense items are translated at average exchange rates for the year. All resulting exchange differences are recognised in other comprehensive income and accumulated in foreign currency translation reserve within equity and duly recognised in the consolidated statement of income on disposal of the foreign operation.

2.5 Interest income and expenses

Interest income and expense for all interest-bearing financial instruments are recognised within 'interest income' and 'interest expense' in the consolidated statement of income using the effective interest method. The effective interest method is a method of calculating the amortised cost of a financial asset or a financial liability and of allocating the interest income or interest expense over the relevant period.

The effective interest rate is the rate that exactly discounts estimated future cash payments or receipts through the expected life of the financial instrument or, when appropriate, a shorter period to the net carrying amount of the financial asset or financial liability. Fees which are considered as an integral part of the effective yield of a financial asset are recognised using effective yield method. Once a financial asset or a group of similar financial assets has been written down as a result of an impairment loss, interest income is recognised using the rate of interest used to discount the future cash flows for the purpose of measuring the impairment loss.

2.6 Murabaha and other Islamic financing income

Income from Murabaha, Wakala and Leased assets is recognized on a pattern reflecting a constant periodic return on the outstanding net investment.

2.7 Fees and commissions income

Fees and commission income are recognised when the Group satisfies the performance obligation by transferring the promised service to customers. At inception of the contract, the Group determines whether it satisfies the performance obligation over a period of time or at a point in time. Fees income earned from services provided over a period of time is recognised over the period of service. Fees and commissions arising from providing a transaction service are recognised at a point in time on completion of the underlying transaction. Portfolio and other management advisory and service fees are recognised based on the applicable service contracts, usually on a time-apportioned basis. Asset management fees related to investment funds are recognised over the period in which the service is provided. The same principle is applied for wealth management and custody services that are continuously provided over an extended period of time.

2.8 Dividend income

Dividend income is recognised when the right to receive payment is established.

2.9 Impairment of financial assets

The Group computes Expected Credit Losses (ECL) on the following financial instruments that are not measured at fair value through profit or loss:

- loans and advances, Islamic financing to customers including credit commitments
- letters of credit and financial guarantee contracts including commitments
- investment in debt securities measured at amortised cost or FVOCI
- balances and deposits with banks

Equity investments are not subject to ECL.

2 MATERIAL ACCOUNTING POLICIES (continued)

2.9 Impairment of financial assets (continued)

Impairment of credit facilities

Credit facilities granted by the Group consists of loans and advances, Islamic financing to customers, letters of credit and financial guarantee contracts and commitments to grant credit facilities. Impairment on credit facilities shall be recognised in the consolidated statement of financial position at an amount equal to the higher of ECL under IFRS 9 according to the CBK guidelines, or the provisions required by the CBK instructions.

Impairment of financial assets other than credit facilities

The Group recognises ECL on investment in debt securities measured at amortised cost or FVOCI and on balances and deposits with banks.

Expected Credit Losses

The Group applies a three-stage approach to measure the expected credit loss as follows:

Stage 1: 12 month ECL

The Group measures loss allowances at an amount equal to 12-month ECL on financial assets where there has not been significant increase in credit risk since their initial recognition or on exposures that are determined to have a low credit risk at the reporting date. The Group considers a financial asset to have low credit risk when its credit risk rating is equivalent to the globally understood definition of 'investment grade'.

Stage 2: Lifetime ECL – not credit impaired

The Group measures loss allowances at an amount equal to lifetime ECL on financial assets where there has been a significant increase in credit risk since initial recognition but are not credit impaired.

Stage 3: Lifetime ECL – credit-impaired

The Group measures loss allowances at an amount equal to lifetime ECL on financial assets that are determined to be credit impaired based on objective evidence of impairment.

Life time ECL is the ECL that result from all possible default events over the expected life of a financial instrument. The 12 month ECL is the portion of lifetime expected credit loss that result from default events that are possible within the 12 months after the reporting date. Both lifetime ECLs and 12 month ECLs are calculated either on an individual basis or on a collective basis depending on the nature of the underlying portfolio of financial instruments.

Determining the stage of Expected Credit Loss

At each reporting date, the Group assesses whether there has been significant increase in credit risk since initial recognition by comparing the risk of default occurring over the remaining expected life from the reporting date with the risk of default at the date of initial recognition. The quantitative criteria used to determine a significant increase in credit risk is a series of relative and absolute thresholds. All financial assets that are 30 days past due are generally deemed to have significant increase in credit risk since initial recognition and migrated to stage 2 even if other criteria do not indicate a significant increase in credit risk unless this is rebutted.

At each reporting date, the Group also assesses whether a financial asset or group of financial assets is credit-impaired. The Group considers a financial asset to be credit impaired when one or more events that have a detrimental impact on the estimated future cash flows of the financial asset have occurred or when contractual payments are 90 days past due. All credit-impaired financial assets are classified as stage 3 for ECL measurement purposes. Evidence of credit impairment includes observable data about the following:

- Significant financial difficulty of the borrower or issuer
- A breach of contract such as default or past due event
- The lender having granted to the borrower a concession, that the lender would otherwise not consider, for economic or contractual reasons relating to the borrower's financial difficulty
- The disappearance of an active market for a security because of financial difficulties
- Purchase of a financial asset at a deep discount that reflects the incurred credit loss

At the reporting date, if the credit risk of a financial asset or group of financial assets has not increased significantly since initial recognition or not become credit impaired, these financial assets are classified as stage 1.

2 MATERIAL ACCOUNTING POLICIES (continued)

2.9 Impairment of financial assets (continued)

Expected Credit Losses (continued)

Measurement of ECLs

ECL is probability weighted estimates of credit losses and are measured as the present value of all cash shortfalls discounted at the effective interest rate of the financial instrument. Cash shortfall represents the difference between cash flows due to the Group in accordance with the contract and the cash flows that the Group expects to receive. The key elements in the measurement of ECL include probability of default (PD), loss given default (LGD) and exposure at default (EAD). The Group estimates these elements using appropriate credit risk models taking into consideration the internal and external credit ratings of the assets, nature and value of collaterals, forward-looking macroeconomic scenarios, etc.

Incorporation of forward-looking information

The Group considers key economic variables that are expected to have an impact on the credit risk and the ECL in order to incorporate forward-looking information into the ECL models. These primarily reflect reasonable and supportable forecasts of the future macro-economic conditions. The consideration of such factors increases the degree of judgment in determination of ECL. The management reviews the methodologies and assumptions including any forecasts of future economic conditions on regular basis.

Modification of loans and Islamic financing to customers

Under certain circumstances, the Group seeks to restructure loans, advances and Islamic financing to customers rather than taking possession of collateral. This may involve extending the payment arrangements, reduction in the amount of principal or interest and the agreement of new loan or financing conditions. If the modifications are substantial, such a facility is derecognised and a new facility is recognised with substantially different terms and conditions. The facility will have a loss allowance measured based on 12 month ECL except in rare occasions where the new facility is considered to be originated and credit impaired. Management continuously reviews modified loans and Islamic financing to customers to ensure that all criteria are met and that future payments are likely to occur. Management also assesses whether there has been significant increase in credit risk or the facility should be classified in stage 3. When loans, advances and Islamic financing to customers have been modified but not derecognised, any impairment is measured using the original effective interest rate as calculated before the modification of terms.

Write off

The gross carrying amount of a financial asset is written off (either partially or in full) when the Group determines that the debtor does not have assets or sources of income that could generate sufficient cash flows to repay the amounts. However, financial assets that are written off could still be subject to enforcement activities in order to comply with the Group's procedures for recovery of amounts due.

Presentation of allowance for ECL in the consolidated statement of financial position

Loss allowances for ECL are presented as a deduction from the gross carrying amount of the financial assets for financial assets carried at amortised cost. In the case of debt instruments measured at FVOCI, the Group recognises the ECL charge in the consolidated statement of income and a corresponding amount is recognised in other comprehensive income with no reduction in the carrying amount of the financial asset in the consolidated statement of financial position. ECL for loan commitments, letters of credit and financial guarantee contracts are recognised in other liabilities. When the Group is unable to identify the ECL on the undrawn portion of credit commitments separately from drawn portion of commitments, the combined amount of ECL is presented as a deduction from the gross carrying amount of the drawn portion.

Provisions for credit losses in accordance with CBK instructions

The Group is required to calculate provisions for credit losses on credit facilities in accordance with the instructions of CBK on the classification of credit facilities and calculation of provisions. Credit facilities are classified as past due when a payment has not been received on its contractual payment date or if the facility is in excess of pre-approved limits. A credit facility is classified as past due and impaired when the interest/profit or a principal instalment is past due for more than 90 days and if the carrying amount of the facility is greater than its estimated recoverable value. Past due but not impaired and past due and impaired loans are managed and monitored as irregular facilities and are classified into the following four categories which are then used to determine the provisions.

2 MATERIAL ACCOUNTING POLICIES (continued)**2.9 Impairment of financial assets (continued)****Provisions for credit losses in accordance with CBK instructions (continued)**

Category	Criteria	Specific provisions
Watch list	Irregular for a period of up to 90 days	-
Substandard	Irregular for a period of 91- 180 days	20%
Doubtful	Irregular for a period of 181- 365 days	50%
Bad	Irregular for a period exceeding 365 days	100%

The Group may also include a credit facility in one of the above categories based on management's judgement of a customer's financial and/or non-financial circumstances.

In addition to specific provisions, minimum general provisions of 1% on cash facilities and 0.5% on non-cash facilities are made on all applicable credit facilities (net of certain restricted categories of collateral) which are not subject to specific provisioning.

2.10 Impairment of non-financial assets

Goodwill and intangible assets that have an indefinite useful life are not subject to amortisation and are tested annually for impairment. Other non-financial assets are reviewed for impairment whenever events or changes in circumstances indicate that the carrying amount may not be recoverable. An impairment loss is recognised in the consolidated statement of income for the amount by which the asset's carrying amount exceeds its recoverable amount. The recoverable amount is the higher of an asset's fair value less costs to sell and value in use. Refer Note 15 Goodwill and other intangible assets for more details on assessment of value in use. If previously recognised impairment losses have decreased, such excess impairment provision is reversed in the consolidated statement of income for non-financial assets other than goodwill.

2.11 Share based compensation*Cash settled share based compensation*

The fair value of the employee services received in exchange for the cash settled share based payment is recognised as an expense, together with a corresponding increase in liability. The total amount to be expensed over the vesting period is determined by reference to the fair value of the options determined using the Black Scholes model. The liability is remeasured to fair value at each reporting date up to and including the settlement date, with changes in fair value recognised in the consolidated statement of income.

2.12 Post-employment benefits

The Group is liable to make defined contributions to State plans and lump sum payments under defined benefit plans to employees at cessation of employment, in accordance with the laws of the place they are employed. The defined benefit plans are unfunded. The present value of the defined benefit obligation is determined annually by actuarial valuations using the projected unit credit method. An actuarial valuation involves making various assumptions such as determination of the discount rate, future salary increases and mortality rates. These assumptions are reviewed at each reporting date. Current service cost, past service cost and net interest expense on the defined benefit plans are recognized in consolidated statement of income and is included in staff expenses. Any gains or losses on re-measurement of defined benefit plans attributable to changes in actuarial assumptions are recognized in other comprehensive income and is included in Actuarial Valuation reserve.

2.13 Taxation*National Labour Support Tax, Zakat, Contribution to Kuwait Foundation for the Advancement of Sciences*

National Labour Support Tax and Zakat are provided for in accordance with the applicable fiscal laws, rules and regulations. Contribution to Kuwait Foundation for the Advancement of Sciences is provided at 1% of the eligible profits in accordance with the Amiri Decree issued on 12 December 1976.

Overseas tax

Income tax payable on taxable profit ('current tax') is recognised as an expense in the period in which the profits arise in accordance with the fiscal regulations of the respective countries in which the Group operates. Deferred tax assets are recognised for deductible temporary differences, carry forward of unused tax credits and unused tax losses, to the extent it is probable that taxable profit will be available to utilise these. Deferred tax liabilities are recognised for taxable temporary differences. Deferred tax assets and liabilities are measured using tax rates and applicable legislation enacted at the reporting date.

2 MATERIAL ACCOUNTING POLICIES (continued)

2.14 Recognition of financial assets and financial liabilities

Financial assets and financial liabilities are recognised when the Group becomes party to contractual provisions of the instrument and are initially measured at fair value. Transaction costs are included only for those financial instruments that are not measured at fair value through statement of income.

2.15 Classification and measurement of financial assets

The Group determines the classification of financial assets based on the business model it uses to manage the financial assets and the contractual cash flow characteristics of the financial assets.

Business model assessment

The Group determines its business model at the level that best reflects how it manages groups of financial assets to achieve its business objective. The Group's business model is not assessed on an instrument by instrument basis but at a higher level of aggregated portfolios and is based on a number of observable factors. The information considered includes:

- The stated policies and objectives for the portfolio and the operation of those policies in practice
- The risks that affect the performance of the business model (and the financial assets held within that business model) and how those risks are managed;
- The frequency, volume and timing of sales in prior periods, the reasons for such sales and its expectations about future sales activity.

The business model assessment is based on reasonably expected scenarios without taking 'worst case' or 'stress case' scenarios into account. If cash flows after initial recognition are realised in a way that is different from the Group's original expectations, the Group does not change the classification of the remaining financial assets held in that business model, but incorporates such information when assessing newly originated or newly purchased financial assets going forward.

Assessment of whether contractual cash flows are solely payments of principal and interest (SPPI test)

The Group assesses the contractual terms of financial assets to identify whether they meet the SPPI test. 'Principal' for the purpose of this test is defined as the fair value of the financial asset at initial recognition and may change over the life of the financial asset. Interest is defined as consideration for time value of money and for the credit risk associated with the principal and for other basic lending risks and costs as well as a profit margin. In assessing whether the contractual cash flows are solely payments of principal and interest, the Group considers whether the financial asset contains a contractual term that could change the timing or amount of contractual cash flows such that it would not meet this condition. The Group considers:

- Contingent events that would change the amount and timing of cash flows;
- Leverage features;
- Prepayment and extension terms;
- Terms that limit the Group's claim to cash flows from specified assets (e.g. non-recourse asset arrangements); and
- Features that modify consideration of the time value of money – e.g. periodical reset of interest rates.

Contractual terms that introduce a more than de minimus exposure to risks or volatility in the contractual cash flows that are unrelated to a basic lending arrangement do not give rise to contractual cash flows that are solely payment of principal and interest. In such cases, the financial asset is measured at fair value through profit or loss.

The Group classifies its financial assets upon initial recognition into the following categories:

- Financial assets carried at amortised cost
- Financial assets carried at fair value through other comprehensive income (FVOCI)
- Financial assets carried at fair value through profit or loss (FVTPL)

2 MATERIAL ACCOUNTING POLICIES (continued)

2.15 Classification and measurement of financial assets (continued)

Financial assets carried at Amortised cost:

A financial asset is carried at amortised cost if it meets both of the following conditions:

- it is held within a business model whose objective is to hold assets to collect contractual cash flows ; and
- its contractual terms give rise, on specified dates, to cash flows that are solely payments of principal and interest on the principal amount outstanding

Financial assets carried at amortised cost are subsequently measured at amortised cost using the effective interest method. Interest income, foreign exchange gains and losses and charge for expected credit losses are recognised in the consolidated statement of income. Any gain or loss on de-recognition is recognised in the consolidated statement of income.

Financial assets carried at fair value through other comprehensive income (FVOCI):

(i) Debt Securities at FVOCI

A debt security is carried at FVOCI if it meets both of the following conditions:

- it is held within a business model whose objective is achieved by both collecting contractual cash flows and selling financial assets; and
- its contractual terms give rise on specified dates to cash flows that are solely payments of principal and interest on the principal amount outstanding

Debt Securities at FVOCI are subsequently measured at fair value. Interest income calculated using the effective interest method, foreign exchange gains and losses and impairment losses are recognised in the consolidated statement of income. Fair value changes which are not part of an effective hedging relationship are recognised in other comprehensive income and presented in the cumulative changes in fair values as part of equity until the asset is derecognised or reclassified. When the financial asset is derecognised, the cumulative gain or loss previously recognised in other comprehensive income is reclassified from equity to the consolidated statement of income.

(ii) Equity investments at FVOCI

Upon initial recognition, the Group makes an irrevocable election to classify some of its equity investments as equity investments at FVOCI if they meet the definition of Equity under IAS 32 Financial Instruments: Presentation and are not held for trading. Such classification is determined on an instrument by instrument basis. Equity investments at FVOCI are subsequently measured at fair value. Changes in fair values including foreign exchange component are recognised in other comprehensive income and presented in the cumulative changes in fair values as part of equity. Cumulative gains and losses previously recognised in other comprehensive income are transferred to retained earnings on de-recognition and are not recognised in the consolidated statement of income. Dividend income on equity investments at FVOCI are recognised in the consolidated statement of income unless they clearly represent a recovery of part of the cost of the investment. Equity investments at FVOCI are not subject to impairment assessment.

Financial assets carried at fair value through profit or loss:

Financial assets in this category are those assets which have been either designated by management upon initial recognition or are mandatorily required to be measured at fair value under IFRS 9. Management designates an instrument as FVTPL that otherwise meet the requirements to be measured at amortised cost or at FVOCI only if it eliminates, or significantly reduces, an accounting mismatch that would otherwise arise. Financial assets with contractual cash flows not representing solely payment of principal and interest are mandatorily required to be measured at FVTPL.

Financial assets at FVTPL are subsequently measured at fair value. Changes in fair value are recognised in the consolidated statement of income. Interest income is recognised using the effective interest method. Dividend income from equity investments measured at FVTPL is recognised in the consolidated statement of income when the right to the payment has been established.

The Group's financial assets are classified and measured as follows:

Cash and short term funds

Cash and short term funds consist of cash in hand, current account and money at call with other banks and deposits with banks maturing within seven days. Cash and short term funds are classified and carried at amortised cost using effective interest rate.

2 MATERIAL ACCOUNTING POLICIES (continued)

2.15 Classification and measurement of financial assets (continued)

Deposits with banks

Deposits with banks are classified and carried at amortised cost using the effective interest method. The carrying values of such assets which are being effectively hedged for changes in fair value are adjusted to the extent of the changes in fair value attributable to the risk being hedged.

Loans and advances to customers

Loans and advances are stated at amortised cost using the effective interest method. The carrying values of such assets which are being effectively hedged for changes in fair value are adjusted to the extent of the changes in fair value attributable to the risk being hedged.

Islamic financing to customers

Islamic financing to customers are financial assets with fixed or determinable payments that are not quoted in an active market. Major islamic financing products are:

a. Murabaha

Murabaha is an agreement relating to the sale of commodities at cost plus an agreed upon profit margin, whereby the seller informs the buyer of the price at which the deal will be completed and also the amount of profit to be recognized. Murabaha is a financial asset originated by the Group and is stated at amortised cost.

b. Wakala

Wakala is an agreement involving Al-Muwakkil (the Principal) who wishes to appoint Al-Wakil (the Agent) to be his agent with respect to the investment of Al-Muwakkil's fund, in accordance with regulations of the Islamic Sharia'a. Wakala is a financial asset originated by the Group and stated at amortised cost.

c. Leased assets - the Group as a lessor

Leases are classified as finance leases whenever the terms of the lease transfer substantially all the risks and rewards of ownership to the lessee. All other leases are classified as operating lease. Leased assets are stated at amortised cost using effective profit rate.

Financial investments

Group's financial investments consist of debt securities, equity investments and other investments.

Debt securities are classified as either at amortised cost or at fair value through other comprehensive income based on the business model in which these securities are managed. Debt securities are classified at fair value through profit or loss, if they do not meet SPPI criteria.

Equity investments are generally carried at fair value through profit or loss except for those specific investments for which the Group has made an election to classify at fair value through other comprehensive income.

Other investments are carried at fair value through profit or loss.

2.16 Fair value measurement

Fair value is the price that would be received to sell an asset or paid to transfer a liability in an orderly transaction between market participants at the measurement date in the principal or, in its absence, in the most advantageous market to which the Group has access at that date under current market conditions regardless of whether that price is directly observable or estimated using another valuation technique.

When available, the Group measures the fair value of an instrument using the quoted price in an active market for that instrument. A market is regarded as active if transactions for the asset or liability take place with sufficient frequency and volume to provide pricing information on an ongoing basis.

If there is no quoted price in an active market, then the Group uses valuation techniques that include the use of valuation models that maximise the use of relevant observable inputs and minimise the use of unobservable inputs. The chosen valuation technique incorporates all of the factors that market participants would take into account in pricing a transaction. The inputs to these models are taken from observable markets where possible, but where this is not feasible, estimation is required in establishing fair values. Judgements and estimates include considerations of liquidity and model inputs related to items such as credit risk (both own and counterparty), funding value adjustments, correlation and volatility.

2 MATERIAL ACCOUNTING POLICIES (continued)

2.16 Fair value measurement (continued)

If an asset or liability measured at fair value has a bid price and an ask price, then the Group measures assets at a bid price and liabilities at an ask price.

Fair values of investment properties are determined by appraisers having an appropriate recognised professional qualification and recent experience in the location and category of the property being valued and also considering the ability to generate economic benefits by using the property in its highest and best use.

2.17 Repurchase and resale agreements

Assets sold with a simultaneous commitment to repurchase at a specified future date at an agreed price (repos) are not derecognised in the consolidated statement of financial position. Amounts received under these agreements are treated as interest bearing liabilities and the difference between the sale and repurchase price treated as interest expense using the effective yield method. Assets purchased with a corresponding commitment to resell at a specified future date at an agreed price (reverse repos) are not recognised in the consolidated statement of financial position. Amounts paid under these agreements are treated as interest earning assets and the difference between the purchase and resale price treated as interest income using the effective yield method.

2.18 Offsetting of financial assets and liabilities

Financial assets and financial liabilities are only offset and the net amount reported in the consolidated statement of financial position when there is a legally enforceable right to set off the recognised amounts and the Group intends to either settle on a net basis, or to realise the asset and settle the liability simultaneously.

2.19 Modification of financial assets and and financial liabilities

If the terms of a financial asset are modified, the Group evaluates whether the cash flows of the modified asset are substantially different. If the cash flows are substantially different, then the contractual rights to cash flows from the original financial asset are deemed to have expired. In this case, the original financial asset is derecognised and a new financial asset is recognised at fair value.

If the cash flows of the modified asset are not substantially different, then the modification does not result in derecognition of the financial asset. In this case, the Group recalculates the gross carrying amount of the financial asset using the original effective interest rate and recognises the amount arising from adjusting the gross carrying amount as modification gain or loss in the Consolidated Statement of Income.

The Group derecognises a financial liability when its terms are modified and the cash flows of the modified liability are substantially different. In this case, a new financial liability based on the modified terms is recognised at fair value. The difference between the carrying amount of the financial liability extinguished and the new financial liability with modified terms is recognised in the Consolidated Statement of Income.

Interest Rate Benchmark Reform

In the context of IBOR reform, the Group's assessment of whether a change to a financial asset or financial liability is substantial is made after applying the practical expedient introduced by Interest Rate Benchmark Reform, Amendments to IFRS 9, Phase 2. This practical expedient allows changes to the basis for determining contractual cash flows as a direct result of interest rate benchmark reform to be treated as changes to a floating interest rate to that instrument, if the transition from the IBOR benchmark rate to the alternative RFR takes place on an economically equivalent basis. In such cases, the Group updates the effective interest rate to reflect the change in an interest rate benchmark from IBOR to Risk Free Rate (RFR) without adjusting the carrying amount.

When additional changes are made, which are not economically equivalent, the Group applies accounting policy on accounting for modification of financial assets and financial liabilities.

2 MATERIAL ACCOUNTING POLICIES (continued)

2.20 De-recognition of financial assets and and financial liabilities

Financial assets

A financial asset (or where applicable, a part of a financial asset or part of a group of similar financial assets) is derecognised where:

- the rights to receive cash flows from the asset have expired, or
- the Group retains the right to receive cash flows from the asset, but has assumed an obligation to pay them in full without material delay to a third party under a 'pass through' arrangement, or
- the Group has transferred its rights to receive cash flows from the asset and either (a) has transferred substantially all the risks and rewards of the asset, or (b) has neither transferred nor retained substantially all the risks and rewards of the asset, but has transferred control of the asset.

When the Group has transferred its rights to receive cash flows from an asset and has neither transferred nor retained substantially all the risks and rewards of the asset nor transferred control of the asset, the asset is recognised to the extent of the Group's continuing involvement in the asset. Continuing involvement that takes the form of a guarantee over the transferred asset is measured at the lower of the original carrying amount of the asset and the maximum amount of consideration that the Group could be required to repay.

Financial liabilities

A financial liability is derecognised when the obligation under the liability is discharged or cancelled or expired. Where an existing financial liability is replaced by another from the same lender on substantially different terms, or the terms of an existing liability are substantially modified, such an exchange or modification is treated as a de-recognition of the original liability and the recognition of a new liability.

2.21 Derivative financial instruments and hedge accounting

The Group deals in interest rate swaps to manage its interest rate risk on interest bearing assets and liabilities. Similarly the Group deals in forward foreign exchange contracts for customers and to manage its foreign currency positions and cash flows. All derivative financial instruments of the Group are recorded in the consolidated statement of financial position at fair value. The fair value of a derivative is the equivalent of the unrealised gain or loss from marking to market the derivative using prevailing market rates or internal pricing models. Positive and negative fair values are reported as assets and liabilities respectively and are offset when there is both an intention to settle net and a legal right to offset exists.

For the purposes of hedge accounting, hedges are classified into two categories: (a) fair value hedges which hedge the exposure to changes in the fair value of a recognised asset or liability and (b) cash flow hedges which hedge exposure to variability in cash flows that is either attributable to a particular risk associated with a recognised financial asset or liability or a highly probable forecast transaction.

In relation to fair value hedges which meet the conditions for hedge accounting, any gain or loss from remeasuring the hedging instrument is recognised immediately in the consolidated statement of income. The carrying amounts of hedged items are adjusted for fair value changes attributable to the risk being hedged and the difference is recognised in the consolidated statement of income.

In relation to cash flow hedges which meet the conditions for hedge accounting, the portion of the gain or loss on the hedging instrument that is determined to be an effective hedge is recognised initially in equity and any ineffective portion is recognised in the consolidated statement of income. The gains or losses on cash flow hedges recognised initially in equity are transferred to the consolidated statement of income in the period in which the hedged transaction impacts the consolidated statement of income. Where the hedged transaction results in the recognition of an asset or liability, the associated gains or losses that had initially been recognised in equity are included in the initial measurement of the cost of the related asset or liability. For hedges that do not qualify for hedge accounting, any gains or losses arising from changes in fair value of the hedging instrument are taken directly to the consolidated statement of income.

Hedges of net investment in a foreign operation, including a hedge of a monetary item that is accounted for as part of the net investment, are accounted for in a way similar to cash flow hedges. Gains or losses on the hedging instrument relating to the effective portion of the hedge are recognised as other comprehensive income while any gains or losses relating to the ineffective portion are recognised in the consolidated income statement. On disposal of the foreign operation, the cumulative value of any such gains or losses recorded in equity is transferred to the consolidated income statement.

2 MATERIAL ACCOUNTING POLICIES (continued)

2.21 Derivative financial instruments and hedge accounting(continued)

Hedge accounting is discontinued when the hedging instrument expires or is sold, terminated or exercised, no longer qualifies for hedge accounting or is revoked by the Group. For cash flow hedges, any cumulative gain or loss on the hedging instrument recognised in equity remains in equity until the forecast transaction occurs. In the case of fair value hedges of interest bearing financial instruments, any adjustment relating to the hedge is amortised over the remaining term to maturity. Where the hedged transaction is no longer expected to occur, the net cumulative gain or loss recognised in equity is transferred to the consolidated statement of income.

Based on the Amendments to IFRS 7 and IFRS 9 “Interest Rate Benchmark reforms : “Phase 2” issued in August 2020, the Group has availed reliefs that allow the Group’s hedging relationships to continue upon the replacement of an existing interest rate benchmark rate with an RFR. The relief requires the Group to amend hedge designations and hedge documentation. This includes redefining the hedged risk to reference an RFR, redefining the description of the hedging instrument and / or the hedged item to reference the RFR and amending the method for assessing hedge effectiveness. Updates to the hedging documentation must be made by the end of the reporting period in which a replacement takes place.

2.22 Trade and settlement date accounting

All “regular way” purchase and sale of financial assets other than investments in equity instruments are recognised on the settlement date, i.e. the date the asset is delivered to the Group. Investments in equity instruments are recognised on the trade date, i.e. the date that the Group commits to purchase or sell the asset. Regular way purchases or sales are purchases or sales of financial assets that require delivery of assets within the time frame generally established by the regulation or convention in the market place.

2.23 Investment properties

Investment properties are properties held either to earn rental income or for capital appreciation or for both, but not for sale in the ordinary course of business, use in the production or supply of goods or services or for administrative purposes. Investment property is measured at cost on initial recognition and subsequently at fair value with any change therein recognised in consolidated statement of income. Cost includes expenditure that is directly attributable to the acquisition of the investment property. Fair values of investment properties are determined by appraisers having an appropriate recognised professional qualification and recent experience in the location and category of the property being valued. Any gain or loss on disposal of an investment property (calculated as the difference between the net proceeds from disposal and the carrying amount of the item) is recognised in consolidated statement of income. When the use of a property changes such that it is reclassified as Land, premises and equipment, its fair value at the date of reclassification becomes its cost for subsequent accounting. The Group presents investment properties in other assets in the consolidated statement of financial position.

2.24 Land, premises and equipment

Land and premises comprise mainly branches and offices. All premises and equipment are stated at historical cost less depreciation. Historical cost includes expenditure that is directly attributable to the acquisition of the items.

Projects and work in progress are stated at cost less impairment if any. Costs are those expenses incurred by the Group that are directly attributable to the creation of the asset. When the asset is ready for use, capital work in progress is transferred to the appropriate category and depreciated in accordance with the Group’s policies.

Subsequent costs are included in the asset’s carrying amount or are recognised as a separate asset, as appropriate, only when it is probable that future economic benefits associated with the item will flow to the Group and the cost of the item can be measured reliably. All other repairs and maintenance are charged to the consolidated statement of income during the period in which they are incurred.

Land is not depreciated. Depreciation is provided on the depreciable amount of other items of premises and equipment on a straight line basis over their estimated useful life. The depreciable amount is the gross carrying value, less the estimated residual value at the end of its useful life. The estimated useful life of premises and equipment are as follows:

Building on leasehold land	term of lease (maximum 20 years)
Building on freehold land	50 years
IT systems and equipment	3-10 years

2 MATERIAL ACCOUNTING POLICIES (continued)

2.24 Land, premises and equipment (continued)

Residual values and useful lives of assets are reviewed, and adjusted if appropriate, at each reporting date. The carrying values of land, premises and equipment are reviewed for impairment when events or changes in circumstances indicate that the carrying value may not be recoverable. Gains and losses on disposals are determined by comparing proceeds with the carrying amount. These are included in the consolidated statement of income.

2.25 Leases

At inception of a contract, the Group assesses whether the contract is a lease. A contract is a lease if the contract conveys the right to control the use of an identified asset for a period of time in exchange for a consideration. If the contract is identified as a lease, the Group recognises a right-of-use asset and a lease liability at the lease commencement date. The Group elected to use the recognition exemptions for lease contracts that, at the commencement date, have a lease term of 12 months or less and lease contracts for which the underlying asset is of low value.

Right-of-use assets

The right-of-use asset is initially measured at cost, which comprises the initial amount of the lease liability adjusted for any lease payments made at or before the commencement date, plus any initial direct costs incurred. The right-of-use asset is subsequently depreciated using the straight-line method over the lease term. In addition, the right-of-use asset is periodically reduced by impairment losses, if any. The Group presents right-of-use assets in 'land, premises and equipment' in the consolidated statement of financial position.

Lease Liabilities

The lease liability is initially measured at the present value of the lease payments that are not paid at the commencement date, discounted using the Group's incremental borrowing rate. The lease liability is subsequently measured at amortised cost using the effective interest method. In addition, the carrying amount of lease liabilities is remeasured if there is a modification, a change in the lease term, or a change in the lease payments. The Group presents lease liabilities in 'other liabilities' in the consolidated statement of financial position.

Based on the Amendments to IFRS 16 "Covid-19 Related Rent Concessions" issued in May 2020, the Group has elected not to follow lease modification accounting in respect of Covid-19 related rent concessions obtained from its lessors until 30 June 2023. Instead such rent concessions are accounted in the same way as if they were not a lease modification.

2.26 Business combinations

Business combinations are accounted for using the acquisition method of accounting. The cost of an acquisition is measured as the aggregate of the consideration transferred, measured at acquisition date fair value and the amount of any non-controlling interest in the acquiree. Non-controlling interest in the acquiree is measured at the proportionate share in the recognised amounts of the acquiree's identifiable net assets. Other acquisition related costs incurred are expensed and included in other administrative expenses.

If the business combination is achieved in stages, the acquirer's previously held equity interest in the acquiree is remeasured to fair value at the acquisition date and included in cost of acquisition. Any resulting gain or loss is recognised in consolidated statement of income. Identifiable assets acquired and liabilities assumed in a business combination are measured initially at their fair values at the acquisition date. The excess of the cost of acquisition over the fair value of the identifiable net assets acquired is recorded as goodwill. If the cost of acquisition is less than the fair value of the net assets of the subsidiary acquired, the difference is recognised directly in the consolidated statement of income.

2.27 Goodwill and intangible assets

a. Goodwill

Goodwill acquired in a business combination is initially measured at cost, being the excess of the cost of the acquisition over the net fair value of the identifiable assets and liabilities acquired. Following initial recognition, goodwill is measured at cost less any accumulated impairment losses. Goodwill is reviewed for impairment, annually or more frequently if events or changes in circumstances indicate that the carrying value may be impaired. Goodwill is recorded in the functional currency of the foreign operation and is translated to the presentation currency at the rate of exchange prevailing at the reporting date. When subsidiaries are sold, the difference between the selling price and the net assets plus cumulative translation differences and goodwill is recognised in the consolidated statement of income.

2 MATERIAL ACCOUNTING POLICIES (continued)

b. Intangible assets

Intangible assets comprise separately identifiable intangible items arising from business combinations. An intangible asset is recognised only when its cost can be measured reliably and it is probable that the expected future economic benefit will flow to the Group. Intangible assets are initially measured at cost. The cost of intangible assets acquired in a business combination is their fair value as at the date of acquisition. Following initial recognition, intangible assets are carried at cost less any accumulated amortisation and any accumulated impairment losses. The useful lives of the intangible assets are assessed to be either finite or indefinite. Intangible assets with finite lives are amortised on a straight line basis over the useful economic life of 5 to 15 years and tested for impairment whenever there is an indication that the intangible asset may be impaired. Intangible assets with indefinite useful lives are not amortised but tested for impairment annually or whenever there is an indication that the intangible asset may be impaired. If the carrying value of the intangible asset is more than the recoverable amount, the intangible asset is considered impaired and is written down to its recoverable amount. The excess of carrying value over the recoverable amount is recognised in the consolidated statement of income. Impairment losses on intangible assets recognised in the consolidated statement of income in previous periods are reversed when there is an increase in the recoverable amount.

2.28 Property acquired on settlement of debt

Property acquired on settlement of debt is stated at the lower of the related loans and advances and the current fair value of such assets. Gains or losses on disposal and revaluation losses are recognised in the consolidated statement of income.

2.29 Due to Banks, Deposits from other Financial Institutions, Customer deposits & Certificates of deposit issued

Due to Banks, Deposits from other Financial Institutions, Customer Deposits & Certificates of deposit issued are stated at amortised cost using effective interest method. The carrying values of such liabilities which are being effectively hedged for changes in fair value are adjusted to the extent of the changes in fair value being hedged.

2.30 Islamic customer deposits

Islamic customer deposits comprise of Investment accounts and Non-investment accounts.

Investment accounts

Investment accounts may take the form of investment deposits, which are valid for specified periods of time, and are automatically renewable on maturity for the same period, unless the concerned depositors give written notice to the contrary, or take the form of investment saving accounts for unspecified periods. In all cases, investment accounts receive a proportion of the profit, bear a share of loss and are carried at cost plus profit payable.

Non-investment accounts

Non-investment accounts represent, in accordance with Islamic Sharia'a, Qard Hasan from depositors to the Group. These accounts are neither entitled to profit nor do they bear any risk of loss, as the Group guarantees to pay the related balance. Investing Qard Hasan is made at the discretion of the Group and the results of such investments are attributable to the shareholders of the Group. Non-investment accounts are carried at cost.

2.31 Other borrowed funds

Other borrowed funds includes Tier 2 bonds, Global Medium Term Notes, Global Medium Term Sukuk, Medium and short term borrowings. These are financial liabilities and are initially recognised at their fair value being the issue proceeds net of transaction costs and are subsequently measured at their amortised cost using the effective interest rate method. The carrying values of such liabilities which are being effectively hedged for changes in fair value are adjusted to the extent of the changes in fair value being hedged.

2 MATERIAL ACCOUNTING POLICIES (continued)

2.32 Financial guarantees

In the ordinary course of business, the Group gives financial guarantees, consisting of letters of credit, guarantees and acceptances. Financial guarantees are initially recognised in the consolidated financial statements at fair value, being the premium received, in other liabilities. The premium received is recognised in the consolidated statement of income in 'net fees and commissions' on a straight line basis over the life of the guarantee. The guarantee liability is subsequently carried at initial measurement less amortisation. When a payment under the guarantee is likely to become payable, the present value of the expected net payments less the unamortised premium is charged to the consolidated statement of income.

2.33 Treasury shares

The Bank's holding of its own shares are accounted for as treasury shares and are stated at purchase consideration including directly attributable costs. When the treasury shares are sold, gains are credited to a separate account in equity (treasury share reserve) which is non distributable. Any realised losses are charged to the same account to the extent of the credit balance on that account. Any excess losses are charged to retained earnings then to reserves. Gains realised subsequently on the sale of treasury shares are first used to offset any previously recorded losses in the order of reserves, retained earnings and the treasury share reserve amount. No cash dividends are distributed on these shares. The issue of bonus shares increases the number of shares proportionately and reduces the average cost per share without affecting the total cost of treasury shares.

2.34 Contingent liabilities and contingent assets

Contingent liabilities are not recognized in the consolidated financial statements. They are disclosed in the notes to the consolidated financial statements, unless the possibility of an outflow of resources embodying economic benefits is remote.

Contingent assets are not recognized in the consolidated financial statements but are disclosed when an inflow of economic benefits is probable.

2.35 Fiduciary assets

Assets and related deposits held in trust or in a fiduciary capacity are not treated as assets or liabilities of the Group and accordingly are not included in the consolidated statement of financial position.

2.36 Significant accounting judgements and estimates

In the process of applying the Group's accounting policies, management has used judgements and made estimates in determining the amounts recognised in the consolidated financial statements. The most significant use of judgements and estimates are as follows:

Accounting Judgements

Classification of financial assets

The Group determines the classification of financial assets based on the assessment of the business model within which the assets are held and assessment of whether the contractual terms of the financial asset are solely payments of principal and interest on the principal amount outstanding. Judgments are required in determining the business model at an appropriate level that best reflects an aggregated group or portfolio of assets which are managed together to achieve a particular business objective. The Group also applies judgment to assess if there is a change in business model in circumstances when the assets with in that business model are realised differently than the original expectations. Refer Note 2.15 classification of financial assets for more information.

Estimation uncertainty and assumptions

The key assumptions concerning the future and other key sources of estimation uncertainty at the reporting date, that have a significant risk of causing a material adjustment to the carrying amounts of assets and liabilities within the next financial year are discussed below:

Expected Credit Losses on financial assets

The Group estimates Expected Credit Loss (ECL) for all financial assets carried at amortised cost or fair value through other comprehensive income except for equity instruments.

2 MATERIAL ACCOUNTING POLICIES (continued)

2.36 Significant accounting judgements and estimates (continued)

Estimation uncertainty and assumptions (continued)

Expected Credit Losses on financial assets (continued)

Significant judgements are required in applying the accounting requirements for measuring ECL, such as:

- Determining criteria for significant increase in credit risk
- Choosing appropriate models and assumptions for measurement of ECL
- Establishing the number and relative weightings of forward-looking scenarios for each type of product/market and the associated ECL; and
- Establishing group of similar financial assets for the purpose of measuring ECL.

Information about significant judgements and estimates made by the Group in the above areas is set out in Note 28.1.1.

Provision for credit losses as per CBK guidelines

The Group reviews its Loans, advances and Islamic financing to customers on a quarterly basis to assess whether a provision for credit losses should be recorded in the consolidated statement of income. In particular, considerable judgment by management is required in the estimation of the amount and timing of future cash flows when determining the level of provisions required. Such estimates are necessarily based on assumptions about several factors involving varying degrees of judgment and uncertainty, and actual results may differ resulting in future changes to such provisions.

Impairment of goodwill and intangible assets with indefinite useful life

The Group determines whether goodwill and intangible assets with indefinite useful life is impaired at least on an annual basis. This requires an estimation of the value in use of the cash-generating units to which the goodwill or intangible assets is allocated. Estimating the value in use requires the Group to make an estimate of the expected future cash flows from the cash-generating unit and also to choose a suitable discount rate in order to calculate the present value of those cash flows.

Fair values of assets and liabilities including intangibles

Considerable judgment by management is required in the estimation of the fair value of the assets including intangibles with definite and indefinite useful life, liabilities and contingent liabilities acquired as a result of business combination.

Share based payments

The Group measures the share based payments to employees by reference to the fair value of the relevant equity instruments. Estimating fair value for share based payment transactions requires determination of the most appropriate valuation model. This estimate also requires determination of the most appropriate inputs to the valuation model including the expected life of the share option, volatility and dividend yield and making assumptions about them. The assumptions and models used for estimating fair value for share based payment transactions are disclosed in Note 22.

Valuation of unquoted financial assets

Fair value of unquoted financial assets is determined using valuation techniques including the discounted cash flow model. The inputs to these models are taken from observable markets where possible, but where this is not feasible, a degree of judgment is required in establishing fair values. The judgments include considerations of inputs such as liquidity risk, credit risk and volatility. Changes in assumptions about these factors could affect the reported fair value of financial instruments. The determination of the cash flows and discount factors requires significant estimation.

National Bank of Kuwait Group

NOTES TO THE CONSOLIDATED FINANCIAL STATEMENTS

31 December 2023

3 SEGMENTAL ANALYSIS

The Group has six reportable segments as described below. Management treats the operations of these segments separately for the purposes of decision making, resource allocation and performance assessment.

Consumer Banking

Consumer Banking provides a diversified range of products and services to individuals. The range includes consumer loans, credit cards, deposits, foreign exchange and other branch related services.

Corporate Banking

Corporate Banking provides a comprehensive product and service offering to business and corporate customers, including lending, deposits, trade finance, foreign exchange and advisory services.

NBK Wealth

NBK Wealth provides a full range of asset management, custody, brokerage, lending, deposits and other customized and innovative banking services to high net worth individuals and institutional clients across the Group.

Islamic Banking

Islamic banking represents the financial results of Boubyan Bank K.S.C.P., the Islamic banking subsidiary of the Group.

Group Centre

Group Centre includes treasury, investments, and other defined Group activities. Treasury provides a comprehensive range of treasury services and products to its clients, and is also responsible for the Bank's liquidity and market risk management. Group Centre includes any residual in respect of transfer pricing and inter segment allocations.

International Banking

International Banking provides a broad range of products and services including lending, deposits, trade finance etc. to corporate and individual customers at Group's overseas locations.

The following table shows net interest income and net income from Islamic financing, net operating income, profit for the year, total assets and total liabilities information in respect of the Group's business segments:

2023

	<i>Consumer Banking KD 000's</i>	<i>Corporate Banking KD 000's</i>	<i>NBK Wealth KD 000's</i>	<i>Islamic Banking KD 000's</i>	<i>Group Centre KD 000's</i>	<i>International Banking KD 000's</i>	<i>Total KD 000's</i>
Net interest income and net income from Islamic financing	182,745	123,688	45,919	180,543	136,760	235,482	905,137
Net operating income	237,974	162,894	112,192	224,424	152,182	277,101	1,166,767
Profit for the year	102,060	145,818	66,667	78,221	58,686	136,921	588,373
Total assets	5,084,225	5,105,296	981,443	8,404,989	1,971,188	16,117,850	37,664,991
Total liabilities	4,869,759	3,229,839	2,169,885	7,376,154	622,634	14,490,145	32,758,416

National Bank of Kuwait Group

NOTES TO THE CONSOLIDATED FINANCIAL STATEMENTS

31 December 2023

3 SEGMENTAL ANALYSIS (continued)

2022

	<i>Consumer Banking KD 000's</i>	<i>Corporate Banking KD 000's</i>	<i>NBK Wealth KD 000's</i>	<i>Islamic Banking KD 000's</i>	<i>Group Centre KD 000's</i>	<i>International Banking KD 000's</i>	<i>Total KD 000's</i>
Net interest income and net income from Islamic financing	188,558	105,182	32,866	172,071	47,757	209,405	755,839
Net operating income	241,910	145,443	93,800	207,528	72,688	248,372	1,009,741
Profit (loss) for the year	117,750	199,544	55,199	54,273	(28,465)	131,761	530,062
Total assets	<u>5,036,519</u>	<u>4,933,723</u>	<u>997,905</u>	<u>7,880,757</u>	<u>1,971,281</u>	<u>15,518,178</u>	<u>36,338,363</u>
Total liabilities	<u>4,967,315</u>	<u>2,459,515</u>	<u>2,152,615</u>	<u>6,901,058</u>	<u>200,551</u>	<u>15,022,363</u>	<u>31,703,417</u>

Geographic information:

The following table shows the geographic distribution of the Group's operating income based on the location of the operating entities.

Net operating income	2023 KD 000's	2022 KD 000's
Kuwait	867,692	743,128
Other Middle East and North Africa	182,146	173,027
Europe & UK	69,840	55,059
Others	47,089	38,527
	<u>1,166,767</u>	<u>1,009,741</u>

The following table shows the geographic distribution of the Group's non-current assets based on the location of the operating entities.

Non-current assets	2023 KD 000's	2022 KD 000's
Kuwait	1,032,503	997,294
Other Middle East and North Africa	46,010	40,102
Europe & UK	14,822	9,881
Others	2,993	3,646
	<u>1,096,328</u>	<u>1,050,923</u>

Non-current assets consist of land, premises and equipment, goodwill and other intangible assets, investment properties and property acquired on settlement of debts.

National Bank of Kuwait Group

NOTES TO THE CONSOLIDATED FINANCIAL STATEMENTS

31 December 2023

4 INTEREST INCOME

	<i>2023</i> <i>KD 000's</i>	<i>2022</i> <i>KD 000's</i>
Deposits with banks	233,519	90,873
Loans and advances to customers	979,350	629,180
Debt investment securities	370,889	202,916
Kuwait Government treasury bonds and CBK bonds	48,990	24,620
	<u>1,632,748</u>	<u>947,589</u>

5 INTEREST EXPENSE

	<i>2023</i> <i>KD 000's</i>	<i>2022</i> <i>KD 000's</i>
Due to banks	202,697	64,625
Deposits from other financial institutions	106,991	58,846
Customer deposits	493,049	199,930
Certificates of deposit issued	82,229	22,712
Other borrowed funds	23,188	17,708
	<u>908,154</u>	<u>363,821</u>

6 NET FEES AND COMMISSIONS

	<i>2023</i> <i>KD 000's</i>	<i>2022</i> <i>KD 000's</i>
Fees and commissions income	300,354	259,080
Fees and commissions related expenses	(103,748)	(77,302)
Net fees and commissions	<u>196,606</u>	<u>181,778</u>

Fees and commissions income includes asset management fees of KD 57,732 thousand (2022: KD 52,270 thousand) earned on trust and fiduciary activities where the Group holds or invests assets on behalf of its customers.

7 NET INVESTMENT INCOME

	<i>2023</i> <i>KD 000's</i>	<i>2022</i> <i>KD 000's</i>
Net realised loss on sale of investments	(239)	(238)
Net gains from investments carried at fair value through statement of income	19,130	2,993
Realised gain from disposal of a foreign branch	-	1,283
Dividend income	2,570	2,272
Share of results of associates	765	786
Other investment income	5,240	8,640
	<u>27,466</u>	<u>15,736</u>

National Bank of Kuwait Group

NOTES TO THE CONSOLIDATED FINANCIAL STATEMENTS

31 December 2023

8 PROVISION CHARGE FOR CREDIT LOSSES AND IMPAIRMENT LOSSES

	2023 <i>KD 000's</i>	2022 <i>KD 000's</i>
Provision charge for credit losses (Note 13)	81,765	5,350
ECL charge for investment in debt securities (Note 14)	2,501	2,991
ECL (release) charge for other financial assets	(2,512)	3,493
Impairment loss on goodwill (Note 15)	20,174	20,199
Other impairment losses	1,140	13,330
	<u>103,068</u>	<u>45,363</u>

9 TAXATION

	2023 <i>KD 000's</i>	2022 <i>KD 000's</i>
National Labour Support Tax	14,088	13,116
Zakat	6,267	5,693
Contribution to Kuwait Foundation for the Advancement of Sciences	5,911	5,557
Overseas tax	21,831	23,056
	<u>48,097</u>	<u>47,422</u>

Pillar 2 Income Taxes

In 2021, OECD's Inclusive Framework (IF) on Base Erosion and Profit Shifting (BEPS) had agreed to a two-pillar solution in order to address tax challenges arising from digitalization of the economy. Under Pillar 2, multinational entities whose revenue exceeds EUR 750 million are liable to pay corporate income tax at a minimum effective tax rate of 15%.

The jurisdictions in which the Group operates including the State of Kuwait have joined the IF. The Group expects to be liable for the Global Minimum Tax under Pillar 2 of the BEPS regulations starting from the year 2025.

The Group is currently assessing its exposure to the additional income taxes under Pillar 2 regulations. The assessment indicates that a substantial portion of Group's earnings, primarily from Kuwait and Bahrain, will be subject to additional income taxes under Pillar 2 regulations. A reasonable estimate of the additional tax cannot be provided at this stage, as the relevant tax legislation is yet to be introduced in Kuwait and some other jurisdictions.

10 EARNINGS PER SHARE

Basic earnings per share is calculated by dividing the profit for the year attributable to shareholders of the Bank (adjusted for interest and profit paid on Perpetual Tier 1 Capital Securities and Sukuk) by the weighted average number of shares outstanding during the year net of treasury shares. There are no dilutive potential shares that are convertible into shares.

	2023 <i>KD 000's</i>	2022 <i>KD 000's</i>
Profit for the year attributable to shareholders of the Bank	560,620	509,085
Less: Interest paid on Perpetual Tier 1 Capital Securities	(18,224)	(18,119)
Less: Profit distribution on Perpetual Tier 1 Sukuk by a subsidiary attributable to shareholders of the Bank	(3,664)	(3,642)
	<u>538,732</u>	<u>487,324</u>
Weighted average number of shares outstanding during the year net of treasury shares (thousand)	<u>7,929,946</u>	<u>7,929,946</u>
Basic earnings per share	<u>68 Fils</u>	<u>61 Fils</u>

Earnings per share calculations for 2022 have been adjusted to take account of the bonus shares issued in 2023.

National Bank of Kuwait Group

NOTES TO THE CONSOLIDATED FINANCIAL STATEMENTS

31 December 2023

11 CASH AND SHORT TERM FUNDS

	2023 KD 000's	2022 KD 000's
Cash on hand	165,937	213,598
Current account with other banks	1,525,474	2,925,399
Money at call	635,106	487,281
Balances and deposits with the Central Bank of Kuwait	1,526,210	1,124,507
Deposits and Murabaha with banks maturing within seven days	560,352	601,823
	<u>4,413,079</u>	<u>5,352,608</u>
Expected credit losses	(28,379)	(29,156)
	<u>4,384,700</u>	<u>5,323,452</u>

12 DEPOSITS WITH BANKS

	2023 KD 000's	2022 KD 000's
Deposits with the Central Bank of Kuwait	115,969	97,627
Deposits with other banks	1,203,256	1,395,489
	<u>1,319,225</u>	<u>1,493,116</u>
Expected credit losses	(1,104)	(2,830)
	<u>1,318,121</u>	<u>1,490,286</u>

13 LOANS, ADVANCES AND ISLAMIC FINANCING TO CUSTOMERS

	<i>Middle East and North Africa</i> KD 000's	<i>North America</i> KD 000's	<i>Europe & UK</i> KD 000's	<i>Asia</i> KD 000's	<i>Others</i> KD 000's	<i>Total</i> KD 000's
2023						
Corporate	11,807,679	606,107	1,912,542	658,681	436,341	15,421,350
Retail	7,718,323	-	4,181	-	-	7,722,504
	<u>19,526,002</u>	<u>606,107</u>	<u>1,916,723</u>	<u>658,681</u>	<u>436,341</u>	<u>23,143,854</u>
Loans, advances and Islamic financing to customers						(862,850)
Provision for credit losses						<u>22,281,004</u>
						<u>22,281,004</u>
2022						
Corporate	11,145,896	599,238	1,638,332	455,489	378,088	14,217,043
Retail	7,604,694	-	4,620	-	-	7,609,314
	<u>18,750,590</u>	<u>599,238</u>	<u>1,642,952</u>	<u>455,489</u>	<u>378,088</u>	<u>21,826,357</u>
Loans, advances and Islamic financing to customers						(827,941)
Provision for credit losses						<u>20,998,416</u>
						<u>20,998,416</u>

National Bank of Kuwait Group

NOTES TO THE CONSOLIDATED FINANCIAL STATEMENTS

31 December 2023

13 LOANS, ADVANCES AND ISLAMIC FINANCING TO CUSTOMERS (continued)

In March 2007, the Central Bank of Kuwait issued a circular amending the basis of making general provisions on facilities changing the minimum rate from 2% to 1% for cash facilities and 0.5% for non-cash facilities. The required rates were effective from 1 January 2007 on the net increase in facilities, net of certain restricted categories of collateral, during the reporting period. Pending further directive from the Central Bank of Kuwait, the general provision in excess of 1% for cash facilities and 0.5% for non-cash facilities was retained as general provision.

Provisions for credit losses on cash facilities are as follows:

	<i>Specific</i>		<i>General</i>		<i>Total</i>	
	2023 <i>KD 000's</i>	2022 <i>KD 000's</i>	2023 <i>KD 000's</i>	2022 <i>KD 000's</i>	2023 <i>KD 000's</i>	2022 <i>KD 000's</i>
Balance at beginning of the year	167,921	123,857	660,020	509,667	827,941	633,524
Provided (release) during the year	45,052	(157,433)	36,519	151,684	81,571	(5,749)
Amounts (written off) recovered net of exchange movements	(47,700)	201,497	1,038	(1,331)	(46,662)	200,166
Balance at end of the year	165,273	167,921	697,577	660,020	862,850	827,941

Further analysis of specific provision based on class of financial asset is given below:

	<i>Corporate</i>		<i>Retail</i>		<i>Total</i>	
	2023 <i>KD 000's</i>	2022 <i>KD 000's</i>	2023 <i>KD 000's</i>	2022 <i>KD 000's</i>	2023 <i>KD 000's</i>	2022 <i>KD 000's</i>
Balance at beginning of the year	72,002	42,469	95,919	81,388	167,921	123,857
Provided (release) during the year	12,955	(184,247)	32,097	26,814	45,052	(157,433)
Amounts (written off) recovered net of exchange movements	(21,892)	213,780	(25,808)	(12,283)	(47,700)	201,497
Balance at end of the year	63,065	72,002	102,208	95,919	165,273	167,921

Analysis of total provision charge (release) for credit losses is given below:

	<i>Specific</i>		<i>General</i>		<i>Total</i>	
	2023 <i>KD 000's</i>	2022 <i>KD 000's</i>	2023 <i>KD 000's</i>	2022 <i>KD 000's</i>	2023 <i>KD 000's</i>	2022 <i>KD 000's</i>
Cash facilities	45,052	(157,433)	36,519	151,684	81,571	(5,749)
Non cash facilities	(507)	10,637	701	462	194	11,099
Provision charge (release) for credit losses	44,545	(146,796)	37,220	152,146	81,765	5,350

Non-performing loans, advances and Islamic financing to customers and related provisions are as follows:

	2023 <i>KD 000's</i>	2022 <i>KD 000's</i>
Loans, advances and Islamic financing to customers	318,386	310,046
Provisions	159,150	159,870

The fair value of collateral that the Group holds relating to loans, advances and Islamic financing to customers individually determined to be non-performing at 31 December 2023 amounts to KD 172,260 thousand (2022: KD 197,822 thousand). The collateral consists of cash, securities, bank guarantees and properties.

National Bank of Kuwait Group

NOTES TO THE CONSOLIDATED FINANCIAL STATEMENTS

31 December 2023

13 LOANS, ADVANCES AND ISLAMIC FINANCING TO CUSTOMERS (continued)

The available provision on non-cash facilities of KD 40,540 thousand (2022: KD 40,344 thousand) is included under other liabilities (Note 18). The total provision for cash and non cash credit facilities in accordance with CBK guidelines amounted to KD 903,390 thousand as at 31 December 2023 (31 December 2022: KD 868,285 thousand).

The Expected Credit Losses ("ECL") on credit facilities determined under IFRS 9 in accordance to the CBK guidelines amounted to KD 615,659 thousand as at 31 December 2023 (2022: KD 577,435 thousand). CBK guidelines prescribe certain parameters to determine the ECL on credit facilities such as floors for estimating Probability of Default (PD), eligible collateral with haircuts for determining Loss Given Default (LGD), deemed minimum maturity for Stage 2 exposures, 100% credit conversion factors for utilised cash and non-cash facilities, Stage 3 ECLs at 100% of the defaulted exposure net of eligible collateral after applying applicable haircuts etc.

An analysis of the carrying amounts of credit facilities by credit quality, and the corresponding ECL based on the staging criteria under IFRS 9 in accordance to the CBK guidelines is as follows:

2023	Stage 1 KD 000's	Stage 2 KD 000's	Stage 3 KD 000's	Total KD 000's
High	19,239,616	780,821	-	20,020,437
Standard	2,099,895	705,136	-	2,805,031
Impaired	-	-	318,386	318,386
Loans, advances and Islamic financing to customers	21,339,511	1,485,957	318,386	23,143,854
Contingent liabilities (Note 25)	3,895,079	708,129	12,703	4,615,911
Commitments (revocable and irrevocable) to extend credit	8,046,514	1,010,524	1,175	9,058,213
ECL allowance for credit facilities	195,114	174,258	246,287	615,659
2022				
High	18,187,036	862,868	-	19,049,904
Standard	1,509,061	957,346	-	2,466,407
Impaired	-	-	310,046	310,046
Loans, advances and Islamic financing to customers	19,696,097	1,820,214	310,046	21,826,357
Contingent liabilities (Note 25)	3,799,942	655,399	12,045	4,467,386
Commitments (revocable and irrevocable) to extend credit	7,505,629	1,165,237	6	8,670,872
ECL allowance for credit facilities	169,351	169,228	238,856	577,435

National Bank of Kuwait Group

NOTES TO THE CONSOLIDATED FINANCIAL STATEMENTS

31 December 2023

13 LOANS, ADVANCES AND ISLAMIC FINANCING TO CUSTOMERS (continued)

Ageing analysis of past due or impaired Loans, advances and Islamic financing to customers:

	<i>Corporate</i>		<i>Retail</i>		<i>Total</i>	
	<i>Past due and not impaired KD 000's</i>	<i>Impaired KD 000's</i>	<i>Past due and not impaired KD 000's</i>	<i>Impaired KD 000's</i>	<i>Past due and not impaired KD 000's</i>	<i>Impaired KD 000's</i>
2023						
Up to 30 days	13,145	7,773	39,738	746	52,883	8,519
31 - 60 days	8,477	-	22,172	120	30,649	120
61 - 90 days	3,112	-	6,148	89	9,260	89
91-180 days	-	26,525	-	27,681	-	54,206
More than 180 days	-	147,442	-	108,010	-	255,452
	<u>24,734</u>	<u>181,740</u>	<u>68,058</u>	<u>136,646</u>	<u>92,792</u>	<u>318,386</u>
2022						
Up to 30 days	96,722	12,422	31,769	23	128,491	12,445
31 - 60 days	2,735	-	20,251	4	22,986	4
61 - 90 days	4,652	-	7,079	3	11,731	3
91-180 days	-	47,028	-	22,439	-	69,467
More than 180 days	-	124,931	-	103,196	-	228,127
	<u>104,109</u>	<u>184,381</u>	<u>59,099</u>	<u>125,665</u>	<u>163,208</u>	<u>310,046</u>

Of the aggregate amount of gross past due or impaired loans, advances and Islamic financing to customers, the fair value of collateral that the Group held as at 31 December 2023 was KD 227,510 thousand (2022: KD 211,212 thousand).

An analysis of the changes in the ECL in relation to credit facilities (cash and non-cash facilities) computed under IFRS 9 in accordance to the CBK guidelines is as follows:

	<i>Stage 1 KD 000's</i>	<i>Stage 2 KD 000's</i>	<i>Stage 3 KD 000's</i>	<i>Total KD 000's</i>
ECL allowance as at 1 January 2023	169,351	169,228	238,856	577,435
Transfer between stages				
Transfer from Stage 1	(5,100)	3,435	1,665	-
Transfer from Stage 2	34,837	(50,082)	15,245	-
Transfer from Stage 3	12,503	1,858	(14,361)	-
Amounts recovered (written off) net of exchange movements	143	232	(46,958)	(46,583)
Net (decrease) increase in ECL for the year	<u>(16,620)</u>	<u>49,587</u>	<u>51,840</u>	<u>84,807</u>
At 31 December 2023	<u>195,114</u>	<u>174,258</u>	<u>246,287</u>	<u>615,659</u>
ECL allowance as at 1 January 2022	134,762	163,737	163,296	461,795
Transfer between stages				
Transfer from Stage 1	(5,870)	2,590	3,280	-
Transfer from Stage 2	24,258	(39,667)	15,409	-
Transfer from Stage 3	4,132	877	(5,009)	-
Amounts (written off) recovered net of exchange movements	(177)	-	200,878	200,701
Net increase (decrease) in ECL for the year	<u>12,246</u>	<u>41,691</u>	<u>(138,998)</u>	<u>(85,061)</u>
At 31 December 2022	<u>169,351</u>	<u>169,228</u>	<u>238,856</u>	<u>577,435</u>

National Bank of Kuwait Group

NOTES TO THE CONSOLIDATED FINANCIAL STATEMENTS

31 December 2023

14 FINANCIAL INVESTMENTS

The table below provides the details of the categorisation of financial investments:

2023	<i>Amortised cost KD 000's</i>	<i>Fair value through other comprehensive income KD 000's</i>	<i>Fair value through statement of income KD 000's</i>	<i>Total KD 000's</i>
Investment securities				
Debt securities - Government (Non Kuwait)	1,073,186	2,959,018	-	4,032,204
Debt securities - Non Government	-	2,560,626	17,979	2,578,605
Equities	-	40,987	34,767	75,754
Other investments	-	-	217,184	217,184
	<u>1,073,186</u>	<u>5,560,631</u>	<u>269,930</u>	<u>6,903,747</u>
Expected credit losses	(18,926)	-	-	(18,926)
	<u>1,054,260</u>	<u>5,560,631</u>	<u>269,930</u>	<u>6,884,821</u>
Central Bank of Kuwait bonds	856,815	-	-	856,815
Kuwait Government treasury bonds	194,111	-	-	194,111
	<u>2,105,186</u>	<u>5,560,631</u>	<u>269,930</u>	<u>7,935,747</u>
		<i>Fair value through other comprehensive income KD 000's</i>	<i>Fair value through statement of income KD 000's</i>	<i>Total KD 000's</i>
2022	<i>Amortised cost KD 000's</i>			
Investment securities				
Debt securities - Government (Non Kuwait)	929,170	2,320,660	-	3,249,830
Debt securities - Non Government	-	2,065,075	17,671	2,082,746
Equities	-	37,168	31,552	68,720
Other investments	-	-	249,938	249,938
	<u>929,170</u>	<u>4,422,903</u>	<u>299,161</u>	<u>5,651,234</u>
Expected credit losses	(16,562)	-	-	(16,562)
	<u>912,608</u>	<u>4,422,903</u>	<u>299,161</u>	<u>5,634,672</u>
Central Bank of Kuwait bonds	881,241	-	-	881,241
Kuwait Government treasury bonds	211,629	-	-	211,629
	<u>2,005,478</u>	<u>4,422,903</u>	<u>299,161</u>	<u>6,727,542</u>

The Group has classified certain unquoted equity investments at fair value through other comprehensive income on the basis that these are not held for trading. The dividend received on such investments during 2023 was KD 1,520 thousand (2022: KD 1,426 thousand).

National Bank of Kuwait Group

NOTES TO THE CONSOLIDATED FINANCIAL STATEMENTS

31 December 2023

14 FINANCIAL INVESTMENTS (continued)

An analysis of the carrying amounts of investments in debt securities, by credit quality, and the corresponding ECL based on the staging criteria under IFRS 9 in accordance to the CBK guidelines is as follows:

2023	Stage 1 KD 000's	Stage 2 KD 000's	Stage 3 KD 000's	Total KD 000's
High	5,167,946	-	-	5,167,946
Standard	1,237,493	186,920	-	1,424,413
Impaired	-	-	471	471
Investments in debt securities	<u>6,405,439</u>	<u>186,920</u>	<u>471</u>	<u>6,592,830</u>
ECL allowance for debt securities	<u>16,691</u>	<u>18,228</u>	<u>8,305</u>	<u>43,224</u>
2022				
High	3,770,532	-	-	3,770,532
Standard	1,355,818	188,078	-	1,543,896
Impaired	-	-	477	477
Investments in debt securities	<u>5,126,350</u>	<u>188,078</u>	<u>477</u>	<u>5,314,905</u>
ECL allowance for debt securities	<u>16,676</u>	<u>15,778</u>	<u>8,269</u>	<u>40,723</u>

ECL allowance for investments in debt securities as at 31 December 2023 consists of KD 18,926 thousand (2022: KD 16,562 thousand) in respect of debt securities carried at amortised cost and KD 24,298 thousand (2022: KD 24,161 thousand) in respect of debt securities carried at fair value through other comprehensive income. Investments in debt securities carried at fair value through statement of income are not subject to Expected Credit Losses. Central Bank of Kuwait bonds and Kuwait Government treasury bonds are also not subject to Expected Credit Losses.

An analysis of changes in the gross carrying amount and the corresponding Expected Credit Losses in relation to Investment in debt securities are as follows.

2023	Stage 1 KD 000's	Stage 2 KD 000's	Stage 3 KD 000's	Total KD 000's
Gross carrying amount as at 1 January 2023	5,126,350	188,078	477	5,314,905
Assets purchased/(de-recognised) during the year -Net	1,198,327	(1,436)	-	1,196,891
Fair value and exchange movements	80,762	278	(6)	81,034
At 31 December 2023	<u>6,405,439</u>	<u>186,920</u>	<u>471</u>	<u>6,592,830</u>
2022				
Gross carrying amount as at 1 January 2022	4,383,442	242,127	897	4,626,466
Assets purchased/(de-recognised) during the year -Net	1,103,411	(55,639)	-	1,047,772
Fair value and exchange movements	(360,503)	1,590	(420)	(359,333)
At 31 December 2022	<u>5,126,350</u>	<u>188,078</u>	<u>477</u>	<u>5,314,905</u>

There were no transfers between stage 1, stage 2 and stage 3.

National Bank of Kuwait Group

NOTES TO THE CONSOLIDATED FINANCIAL STATEMENTS

31 December 2023

14 FINANCIAL INVESTMENTS (continued)

2023	Stage 1 KD 000's	Stage 2 KD 000's	Stage 3 KD 000's	Total KD 000's
ECL allowance as at 1 January 2023	16,676	15,778	8,269	40,723
Impact due to purchase/(de-recognition)	2,939	(7)	-	2,932
Re-measurement of ECL	(2,924)	2,457	36	(431)
Net charge to consolidated statement of income	15	2,450	36	2,501
At 31 December 2023	16,691	18,228	8,305	43,224
2022	Stage 1 KD 000's	Stage 2 KD 000's	Stage 3 KD 000's	Total KD 000's
ECL allowance as at 1 January 2022	14,433	15,126	8,173	37,732
Impact due to purchase/(de-recognition)	4,943	(195)	-	4,748
Re-measurement of ECL	(2,700)	847	96	(1,757)
Net charge to consolidated statement of income	2,243	652	96	2,991
At 31 December 2022	16,676	15,778	8,269	40,723

15 GOODWILL AND OTHER INTANGIBLE ASSETS

	Goodwill KD 000's	Intangible Assets KD 000's	Total KD 000's
Cost			
At 1 January 2023	382,252	213,955	596,207
Exchange rate adjustments	(8,480)	(2,586)	(11,066)
At 31 December 2023	373,772	211,369	585,141
Accumulated amortisation & impairment			
At 1 January 2023	20,199	41,072	61,271
Amortisation charge for the year	-	1,647	1,647
Impairment charge for the year	20,174	-	20,174
Exchange rate adjustments	(3,781)	(2,586)	(6,367)
At 31 December 2023	36,592	40,133	76,725
Net book value			
At 31 December 2023	337,180	171,236	508,416

National Bank of Kuwait Group

NOTES TO THE CONSOLIDATED FINANCIAL STATEMENTS

31 December 2023

15 GOODWILL AND OTHER INTANGIBLE ASSETS (continued)

	<i>Goodwill</i> <i>KD 000's</i>	<i>Intangible</i> <i>Assets</i> <i>KD 000's</i>	<i>Total</i> <i>KD 000's</i>
Cost			
At 1 January 2022	406,734	221,194	627,928
Exchange rate adjustments	(24,482)	(7,239)	(31,721)
At 31 December 2022	<u>382,252</u>	<u>213,955</u>	<u>596,207</u>
Accumulated amortisation & impairment			
At 1 January 2022	-	46,664	46,664
Amortisation charge for the year	-	1,647	1,647
Impairment charge for the year	20,199	-	20,199
Exchange rate adjustments	-	(7,239)	(7,239)
At 31 December 2022	<u>20,199</u>	<u>41,072</u>	<u>61,271</u>
Net book value			
At 31 December 2022	<u>362,053</u>	<u>172,883</u>	<u>534,936</u>

Net book value of goodwill as at 31 December 2023 includes KD 334,531 thousand (2022: KD 334,531 thousand) in respect of Boubyan Bank K.S.C.P., KD Nil (2022: KD 25,149 thousand) in respect of National Bank of Kuwait - Egypt S.A.E. and KD 2,649 thousand (2022: KD 2,373 thousand) in respect of Credit Bank of Iraq S.A.

Net book value of intangible assets as at 31 December 2023 includes banking licences and brand amounting to KD 158,623 thousand (2022: KD 158,623 thousand), customer relationships and core deposits amounting to KD 5,903 thousand (2022: KD 7,550 thousand) and brokerage licences amounting to KD 6,710 thousand (2022: KD 6,710 thousand). Intangible assets with indefinite useful life amounts to KD 165,333 thousand (2022: KD 165,333 thousand). Intangible assets with definite useful life amounting to KD 5,903 thousand (2022: KD 7,550 thousand) are amortised over a period of 15 years.

Impairment testing for goodwill and intangible assets with indefinite useful life

The carrying value of goodwill and intangible assets with indefinite useful life are tested for impairment on an annual basis (or more frequently if evidence exists that goodwill or intangible assets might be impaired) by estimating the recoverable amount of the cash generating unit (CGU) to which these items are allocated using value-in-use calculations unless fair value based on an active market price is higher than the carrying value of the CGU. The value in use calculations use pre-tax cash flow projections based on financial budgets approved by management over a five years period and a relevant terminal growth rate. These cash flows are then discounted to derive a net present value which is compared to the carrying value. The discount rate used is pre-tax and reflects specific risks relating to the relevant cash generating unit.

Since the fair value less cost of disposal of the Group's holding in Boubyan Bank K.S.C.P. is higher than its carrying value, there is no indication that the associated goodwill or intangible assets with indefinite useful life is impaired. Recoverable amount of other goodwill and other intangible assets with indefinite useful life is calculated using value-in-use method based on following inputs. The goodwill in respect of National Bank of Kuwait - Egypt S.A.E. is allocated to a single CGU which consists of identifiable net assets including intangible assets of National Bank of Kuwait - Egypt S.A.E. A discount rate of 28.6% (2022: 21.5%) and a terminal growth rate of 7% (2022: 7%) are used to estimate the recoverable amount of this cash generating unit. A discount rate of 13% (2022: 13%) and terminal growth rate of 2.4% (2022: 2.6%) are used to estimate the recoverable amount of the brokerage licence in Kuwait. The Group has also performed a sensitivity analysis by varying these input factors by a reasonable margin.

Based on such analysis, the Group has recorded an impairment loss of KD 20,174 thousand (2022: KD 20,199 thousand) relating to the goodwill in respect of National Bank of Kuwait – Egypt S.A.E.

There are no indications that the remaining goodwill or intangible assets with indefinite useful life are impaired.

National Bank of Kuwait Group

NOTES TO THE CONSOLIDATED FINANCIAL STATEMENTS

31 December 2023

16 OTHER ASSETS

	2023 <i>KD 000's</i>	2022 <i>KD 000's</i>
Interest receivable	203,757	147,900
Positive fair value of derivatives (Note 26)	310,446	355,308
Sundry debtors and other receivables	51,084	58,039
Investment in associates	2,809	3,119
Investment properties	73,521	33,618
Properties acquired on settlement of debts	7,579	7,645
Government grant receivable	-	139,582
Others	80,995	43,796
	<u>730,191</u>	<u>789,007</u>

17 OTHER BORROWED FUNDS

	2023 <i>KD 000's</i>	2022 <i>KD 000's</i>
Global Medium Term Notes - USD 1,000,000 thousand	305,338	304,459
Global Medium Term Sukuk - USD 750,000 thousand	230,063	231,947
Global Medium Term Sukuk - USD 500,000 thousand	146,451	144,896
Subordinated Tier 2 bonds - KD 150,000 thousand	149,800	149,638
Subordinated Tier 2 bonds - USD 300,000 thousand	91,902	91,757
Medium and short term borrowing from banks and financial institutions	407,452	320,866
	<u>1,331,006</u>	<u>1,243,563</u>

Global Medium-Term senior unsecured notes of USD 1,000,000 thousand were issued on 15 September 2021, under the Bank's USD 5 billion Global Medium Term Note programme, maturing on 15 September 2027 with first optional redemption date on 15 September 2026. These notes were issued at 99.518 per cent of nominal value and carry a fixed interest rate of 1.625% per annum payable semi-annually in arrears until the first optional redemption date, followed by a floating rate of SOFR + 105 basis points paid quarterly thereafter.

Global Medium-Term senior unsecured Sukuk of USD 750,000 thousand were issued by Boubyan Bank K.S.C.P, a subsidiary of the Group in February 2020, with a tenor of 5 years, issued at par and carry at a fixed profit rate of 2.593% per annum, payable semi-annually in arrears.

Global Medium-Term senior unsecured Sukuk of USD 500,000 thousand were issued by Boubyan Bank K.S.C.P, a subsidiary of the Group in March 2022, with a tenor of 5 years, issued at par and carry at a fixed profit rate of 3.389% per annum, payable semi-annually in arrears.

Subordinated Tier 2 bonds of KD 150,000 thousand were issued in November 2020 with a tenor of up to 10 years, comprising equal tranches of fixed rate bonds and floating rate bonds. Fixed rate bonds carry an interest rate of 4.75% per annum for the first five years and will be reset on the fifth year anniversary of date of issuance. Floating-rate bonds carry an interest rate of 3% per annum over the CBK discount rate, reset semi-annually, subject to a maximum of 1% over the prevailing rate for the fixed-rate bonds. These bonds are unsecured and callable in whole or in part at the option of the Bank after 5 years from the date of issuance, subject to certain conditions and regulatory approvals.

Subordinated Tier 2 bonds of USD 300,000 thousand were issued in November 2020 with a tenor of up to 10 years, carry a fixed rate of 2.5% per annum for the first five years and will be reset on the fifth year anniversary of date of issuance. These bonds are unsecured and callable in whole or in part at the option of the Bank after 5 years from the date of issuance, subject to certain conditions and regulatory approvals.

National Bank of Kuwait Group

NOTES TO THE CONSOLIDATED FINANCIAL STATEMENTS

31 December 2023

18 OTHER LIABILITIES

	2023 <i>KD 000's</i>	2022 <i>KD 000's</i>
Interest payable	317,428	150,414
Income received in advance	56,362	48,740
Taxation	56,436	41,442
Provision on non-cash facilities (Note 13)	40,540	40,344
Accrued expenses	82,221	67,313
Negative fair value of derivatives (Note 26)	62,752	40,761
Post-employment benefit	53,257	54,208
Lease liabilities	32,972	25,728
Others	264,155	252,363
	<u>966,123</u>	<u>721,313</u>

Post-Employment Benefit

The present value of defined benefit obligations and the related current and past service cost was determined by actuarial valuations using the projected unit credit method. The significant inputs used in the actuarial valuation are a discount rate of 5.94% (2022: 5.25%), future salary increases in line with expected consumer price inflation and demographic assumptions of mortality, withdrawal, retirement and disability rates.

The movement in the post-employment benefit was as follows:

	2023 <i>KD 000's</i>	2022 <i>KD 000's</i>
Balance at 1 January	54,208	56,822
Net charge during the year	9,981	11,106
Paid during the year	(6,963)	(5,468)
Actuarial gain in respect of defined benefit plans	(3,969)	(8,252)
Balance at 31 December	<u>53,257</u>	<u>54,208</u>

19 SHARE CAPITAL AND RESERVES

a) Share capital

The authorised share capital of the Bank comprises 10,000,000,000 (2022: 10,000,000,000) shares of 100 fils each.

	2023 <i>KD 000's</i>	2022 <i>KD 000's</i>
Issued and fully paid in cash:		
7,929,945,620 (2022: 7,552,329,162) shares of 100 fils each	<u>792,995</u>	<u>755,233</u>

Annual General Meeting of the shareholders held on 18 March 2023 approved an increase of KD 37,762 thousand (2022: KD 35,964 thousand) in the issued and fully paid share capital of the Bank by issuing 377,616,458 (2022: 359,634,722) bonus shares representing 5% of the share capital. The issued and fully paid-up share capital increased from KD 7,552,329,162 to KD 7,929,945,620 and the change in share capital was recorded in the commercial register on 20 March 2023.

National Bank of Kuwait Group

NOTES TO THE CONSOLIDATED FINANCIAL STATEMENTS

31 December 2023

19 SHARE CAPITAL AND RESERVES (continued)

a) Share capital (continued)

The movement in ordinary shares in issue during the year was as follows:

	2023	2022
Number of shares in issue as at 1 January	7,552,329,162	7,192,694,440
Bonus issue	377,616,458	359,634,722
Number of shares in issue as at 31 December	<u>7,929,945,620</u>	<u>7,552,329,162</u>

b) Statutory reserve

The Board of Directors recommended a transfer of KD 18,881 thousand (2022: KD 17,981 thousand) to the statutory reserve. This is in compliance with the Bank's Articles of Association and the Companies Law, as amended, which require a minimum of 10% of profit for the year attributable to the shareholders of the Bank before KFAS, NLST and Zakat to be transferred to a non-distributable statutory reserve until such time as this reserve exceeds 50% of the Bank's issued capital. Accordingly, the transfer to statutory reserve, which is less than 10% of the profit for the year, is that amount required to make the statutory reserve in excess of 50% of the Bank's issued capital.

Distribution of this reserve is limited to the amount required to enable payment of a dividend of 5% of share capital in years when accumulated profits are not sufficient for the payment of a dividend of that amount.

c) Share premium account

The balance in the share premium account is not available for distribution.

d) Treasury shares and Treasury share reserve

The balance in the treasury share reserve account is not available for distribution. Further, an amount equal to the cost of treasury shares is not available for distribution from general reserve throughout the holding period of these treasury shares.

National Bank of Kuwait Group

NOTES TO THE CONSOLIDATED FINANCIAL STATEMENTS

31 December 2023

19 SHARE CAPITAL AND RESERVES (continued)

e) Other reserves	<i>KD 000's</i>							
	<i>General reserve</i>	<i>Retained earnings</i>	<i>Foreign currency translation reserve</i>	<i>Cumulative changes in fair values</i>	<i>Share based payment reserve</i>	<i>Actuarial valuation reserve</i>	<i>Proposed cash dividend</i>	<i>Total other reserves</i>
Balance as at 1 January 2023	117,058	1,550,747	(336,789)	79,139	14,409	1,014	188,808	1,614,386
Profit for the year	-	560,620	-	-	-	-	-	560,620
Other comprehensive (loss) income	-	-	(15,049)	4,414	-	3,500	-	(7,135)
Total comprehensive income (loss)	-	560,620	(15,049)	4,414	-	3,500	-	553,485
Transfer to statutory reserve (Note 19b)	-	(18,881)	-	-	-	-	-	(18,881)
Final cash dividend paid (2022)	-	-	-	-	-	-	(188,808)	(188,808)
Interim cash dividend paid - 10 fils per share (Note 20)	-	(79,299)	-	-	-	-	-	(79,299)
Proposed final cash dividend - 25 fils per share (Note 20)	-	(198,249)	-	-	-	-	198,249	-
Proposed bonus shares (Note 20)	-	(39,649)	-	-	-	-	-	(39,649)
Interest paid on perpetual Tier 1 Capital Securities	-	(18,224)	-	-	-	-	-	(18,224)
Profit distribution on Perpetual Tier 1 Sukuk by a subsidiary	-	(3,664)	-	-	-	-	-	(3,664)
Change in holding in subsidiaries	-	(3,906)	-	-	-	-	-	(3,906)
Other movements	-	1,200	-	-	-	-	-	1,200
At 31 December 2023	117,058	1,750,695	(351,838)	83,553	14,409	4,514	198,249	1,816,640

National Bank of Kuwait Group

NOTES TO THE CONSOLIDATED FINANCIAL STATEMENTS

31 December 2023

19 SHARE CAPITAL AND RESERVES (continued)

	<i>KD 000's</i>							
	<i>General reserve</i>	<i>Retained earnings</i>	<i>Foreign currency translation reserve</i>	<i>Cumulative changes in fair values</i>	<i>Share based payment reserve</i>	<i>Actuarial valuation reserve</i>	<i>Proposed cash dividend</i>	<i>Total other reserves</i>
Balance as at 1 January 2022	117,058	1,385,277	(214,176)	74,648	14,409	(6,289)	215,781	1,586,708
Profit for the year	-	509,085	-	-	-	-	-	509,085
Other comprehensive (loss) income	-	-	(122,613)	4,491	-	7,303	-	(110,819)
Total comprehensive income (loss)	-	509,085	(122,613)	4,491	-	7,303	-	398,266
Transfer to statutory reserve (Note 19b)	-	(17,981)	-	-	-	-	-	(17,981)
Cash dividend paid (2021)	-	-	-	-	-	-	(215,781)	(215,781)
Interim cash dividend paid - 10 fils per share (Note 20)	-	(75,523)	-	-	-	-	-	(75,523)
Proposed final cash dividend - 25 fils per share (Note 20)	-	(188,808)	-	-	-	-	188,808	-
Proposed bonus shares (Note 20)	-	(37,762)	-	-	-	-	-	(37,762)
Interest paid on perpetual Tier 1 Capital Securities	-	(18,119)	-	-	-	-	-	(18,119)
Profit distribution on Perpetual Tier 1 Sukuk by a subsidiary	-	(3,642)	-	-	-	-	-	(3,642)
Change in holding in subsidiaries	-	(2,557)	-	-	-	-	-	(2,557)
Other movements	-	777	-	-	-	-	-	777
At 31 December 2022	117,058	1,550,747	(336,789)	79,139	14,409	1,014	188,808	1,614,386

National Bank of Kuwait Group

NOTES TO THE CONSOLIDATED FINANCIAL STATEMENTS

31 December 2023

19 SHARE CAPITAL AND RESERVES (continued)

e) Other reserves (continued)

The general reserve was created in accordance with Bank's Articles of Association and is freely distributable, except for the amount equivalent to the cost of treasury shares.

The foreign currency translation reserve includes the exchange differences on conversion of results and financial position of all group entities including goodwill, intangible assets and any fair value adjustments to the carrying value of assets and liabilities from their functional currency to the presentation currency.

Actuarial valuation reserve represents the gain (loss) resulting from increase in the present value of defined benefit plans due to changes in actuarial assumptions.

20 DIVIDEND

The Board of Directors approved distribution of an interim cash dividend 10 fils per share amounting to KD 79,299 thousand on the outstanding shares as at 30 June 2023 (30 June 2022: KD 75,523 thousand for 10 fils per share), which was paid subsequently.

The Board of Directors recommended distribution of final cash dividend of 25 fils per share (2022: 25 fils per share) and bonus shares of 5% (2022: 5%) on outstanding shares as at 31 December 2023. The final cash dividend and bonus shares, if approved by the Shareholders' Annual General Meeting, shall be payable to the shareholders after obtaining the necessary regulatory approvals.

21 PERPETUAL TIER 1 CAPITAL SECURITIES

The Bank issued the following Perpetual Tier 1 Capital Securities (the "Capital Securities"), through wholly owned special-purpose vehicles:

	2023 KD 000's	2022 KD 000's
USD 700,000 thousand (issued in February 2021 at an interest rate of 3.625% per annum, semi-annually in arrears, until the first reset date in February 2027, redeemable at the option of the Bank in August 2026)	211,294	211,294
USD 750,000 thousand (issued in November 2019 at an interest rate of 4.5% per annum, semi-annually in arrears, until the first reset date in November 2025, redeemable at the option of the Bank in August 2025)	227,738	227,738
Balance at 31 December	<u>439,032</u>	<u>439,032</u>

The above mentioned Capital securities are subordinated, unsecured and are eligible to be classified under equity in accordance with IAS 32: Financial Instruments – Presentation. Payments of interest in respect of the Capital Securities may be cancelled (in whole or in part) at the sole discretion of the Bank on a non-cumulative basis. Any such cancellation is not considered an event of default. Payments of interest are treated as a deduction from equity. The Capital Securities have no maturity date and are callable (in whole but not in part) at par at the option of the Bank on the first call date and on every interest payment date thereafter, subject to certain conditions.

During 2021, Boubyan Bank K.S.C.P issued "Tier 1 Sukuk", through a Sharia's compliant Sukuk arrangement amounting to USD 500,000 thousand, callable in October 2026 and bears an expected profit rate of 3.95% per annum until the first reset date in April 2027, payable semi-annually in arrears.

Tier 1 Sukuk is a perpetual security with no fixed redemption date and constitutes direct, unsecured, subordinated obligations subject to the terms and conditions of the Mudaraba Agreement. Tier 1 Sukuk is eligible to be classified under equity in accordance with IAS 32 : Financial Instruments – Presentation. The Parent Bank did not subscribe to the Tier 1 Sukuk issue and the total amount is included in non-controlling interest in the consolidated statement of financial position.

National Bank of Kuwait Group

NOTES TO THE CONSOLIDATED FINANCIAL STATEMENTS

31 December 2023

22 SHARE-BASED PAYMENT

The Bank operates a cash-settled share-based compensation plan and granted options to its senior executives. These options vest if the employees remain in service for a period of three years and will be settled by cash payment determined based on the market value of the Bank's equity shares on vesting date.

The fair value of options granted during the year as determined using the Black-Scholes valuation model was KD 0.837 (2022: KD 1.020) as at the end of the year. The significant inputs into the model were a share price of KD 0.894 (2022: KD 1.078) at the measurement date, a standard deviation of expected share price returns of 26.06% (2022: 26.3%), option life disclosed above and annual risk free interest rate of 4.25% (2022: 3.5%). The volatility measured at the standard deviation of expected share price returns is based on statistical analysis of daily share prices over the last three years.

The following table shows the movement in number of share options during the year:

	<u>2023</u>	<u>2022</u>
	<u>No. of share options</u>	<u>No. of share options</u>
Outstanding at 1 January	7,575,281	7,187,358
Granted during the year	2,875,178	2,835,231
Exercised during the year	(1,974,760)	(2,237,096)
Lapsed during the year	(272,837)	(210,212)
Outstanding at 31 December	<u>8,202,862</u>	<u>7,575,281</u>

The expense accrued on account of share-based compensation plans for the year amounts to KD 1,759 thousand (2022: KD 2,720 thousand) and is included under staff expenses.

23 FAIR VALUE OF FINANCIAL INSTRUMENTS

The fair value of financial assets and financial liabilities that are traded in active markets are based on quoted market prices or dealer price quotations. For all other financial instruments the Group determines fair values using valuation techniques.

The Group measures fair values using the following fair value hierarchy, which reflects the significance of the inputs used in making the measurements:

Level 1: quoted (unadjusted) prices in active markets for identical assets or liabilities.

Level 2: inputs other than quoted prices included within Level 1 that are observable either directly (i.e. as prices) or indirectly (i.e. derived from prices). This category includes instruments valued using quoted prices for identical or similar instruments in market that are considered less than active or other valuation techniques in which all significant inputs are observable from market data. Debt securities under this category mainly include sovereign debt instruments in the Middle East & North Africa (MENA) region.

Level 3: valuation techniques which use inputs that have a significant effect on the recorded fair value that are not based on observable market data.

Valuation techniques include discounted cash flow models, comparison with similar instruments for which market observable prices exist, recent transaction information and net asset values. Assumptions and inputs used in valuation techniques include risk-free and benchmark interest rates, credit spreads and other premium used in estimating discount rates, bond and equity prices, foreign currency exchange rates and expected price volatilities and correlations. The objective of valuation techniques is to arrive at a fair value measurement that reflects the price that would be received to sell the asset or paid to transfer the liability in an orderly transaction between market participants at the measurement date.

National Bank of Kuwait Group

NOTES TO THE CONSOLIDATED FINANCIAL STATEMENTS

31 December 2023

23 FAIR VALUE OF FINANCIAL INSTRUMENTS (continued)

The Group determines whether transfers have occurred between levels in the hierarchy by reassessing categorisation (based on the lowest level input that is significant to the fair value measurement as a whole) at the end of each reporting period. During the year ended 31 December 2023, there were no transfers between level 1, level 2 and level 3.

The following table provides the fair value measurement hierarchy of the Group's financial instruments recorded at fair value:

2023	Level 1 KD 000's	Level 2 KD 000's	Level 3 KD 000's	Total KD 000's
Debt securities	5,192,114	345,509	-	5,537,623
Equities and other investments	61,356	188,570	43,012	292,938
	<u>5,253,470</u>	<u>534,079</u>	<u>43,012</u>	<u>5,830,561</u>
Derivative financial instruments (Note 26)	-	247,694	-	247,694
	<u>-</u>	<u>247,694</u>	<u>-</u>	<u>247,694</u>
2022	Level 1 KD 000's	Level 2 KD 000's	Level 3 KD 000's	Total KD 000's
Debt securities	4,076,198	327,208	-	4,403,406
Equities and other investments	53,251	217,361	48,046	318,658
	<u>4,129,449</u>	<u>544,569</u>	<u>48,046</u>	<u>4,722,064</u>
Derivative financial instruments (Note 26)	-	314,547	-	314,547
	<u>-</u>	<u>314,547</u>	<u>-</u>	<u>314,547</u>

The table below analyses the movement in level 3 and the income (dividend and realised gain) generated during the year.

	At 1 January 2023 KD 000's	Change in fair value KD 000's	Additions KD 000's	Sale/ redemption KD 000's	Exchange rate movements KD 000's	At 31 December 2023 KD 000's	Net gains in the consolidated statement of income KD 000's
Equities and other investments	48,046	(266)	849	(5,705)	88	43,012	2,244
	<u>48,046</u>	<u>(266)</u>	<u>849</u>	<u>(5,705)</u>	<u>88</u>	<u>43,012</u>	<u>2,244</u>
	At 1 January 2022 KD 000's	Change in fair value KD 000's	Additions KD 000's	Sale/ redemption KD 000's	Exchange rate movements KD 000's	At 31 December 2022 KD 000's	Net gains in the consolidated statement of income KD 000's
Equities and other investments	51,464	(4,410)	5,278	(4,364)	78	48,046	905
	<u>51,464</u>	<u>(4,410)</u>	<u>5,278</u>	<u>(4,364)</u>	<u>78</u>	<u>48,046</u>	<u>905</u>

National Bank of Kuwait Group

NOTES TO THE CONSOLIDATED FINANCIAL STATEMENTS

31 December 2023

23 FAIR VALUE OF FINANCIAL INSTRUMENTS (continued)

Equities and other securities included in this category mainly include strategic equity investments and private equity funds which are not traded in an active market. The fair values of these investments are estimated by using valuation techniques that are appropriate in the circumstances. Valuation techniques include discounted cash flow models, observable market information of comparable companies, recent transaction information and net asset values. Significant unobservable inputs used in valuation techniques mainly include discount rate, terminal growth rate, revenue, profit estimates and market multiples such as price to book and price to earnings. Given the diverse nature of these investments, it is not practical to disclose a range of significant unobservable inputs.

Other financial assets and liabilities are carried at amortised cost and the carrying values are not materially different from their fair values as most of these assets and liabilities are of short term maturities or are repriced immediately based on market movement in interest rates. Fair values of remaining financial assets and liabilities carried at amortised cost are estimated mainly using discounted cash flow models incorporating certain assumptions such as credit spreads that are appropriate in the circumstances.

Sensitivity analysis on fair value estimations, by varying input assumptions by a reasonable margin, did not indicate any material impacts on consolidated statement of financial position or consolidated statement of income.

24 SUBSIDIARIES

Principal operating subsidiaries:

<i>Name of entities</i>	<i>Country of incorporation</i>	<i>Principal business</i>	<i>Percentage ownership</i>	
			<i>2023</i>	<i>2022</i>
Boubyan Bank K.S.C.P.	Kuwait	Islamic Banking	60.4	60.1
National Bank of Kuwait - Egypt S.A.E.	Egypt	Banking	99.1	99.1
Watani Investment Company K.S.C.(Closed)	Kuwait	Investment Company	100.0	99.9
National Bank of Kuwait (International) PLC	United Kingdom	Banking	100.0	100.0
National Bank of Kuwait France SA	France	Banking	100.0	100.0
NBK Banque Privée (Suisse) S.A.	Switzerland	Investment Management	100.0	100.0
National Bank of Kuwait (Lebanon) S.A.L.	Lebanon	Banking	85.5	85.5
Credit Bank of Iraq S.A.	Iraq	Banking	91.0	91.0
National Investors Group Holdings Limited	Cayman Islands	Investment Company	100.0	100.0
Watani Wealth Management Company	Saudi Arabia	Investment Management	100.0	100.0
Watani Financial Brokerage Company K.S.C. (Closed)	Kuwait	Brokerage	100.0	98.3
NBK GDM (Caymans) Limited	Cayman Islands	Treasury activities	100.0	100.0
Bank of London and the Middle East (held through Boubyan Bank K.S.C.P.)	United Kingdom	Islamic Banking	72.1	71.5

At 31 December 2023, 38.1% (2022: 38.1%) of the Group's interest in National Bank of Kuwait (Lebanon) S.A.L. was held by an intermediate holding company, NBK Holding (Liban) S.A.L.

The Bank also holds voting capital in certain special-purpose entities which have been established to manage funds and fiduciary assets on behalf of the Bank's customers. The Bank does not have a beneficial interest in the underlying assets of these companies. Information about the Group's fund management activities is set out in Note 30.

National Bank of Kuwait Group

NOTES TO THE CONSOLIDATED FINANCIAL STATEMENTS

31 December 2023

24 SUBSIDIARIES (continued)

Significant non-controlling interest exists in Boubyan Bank K.S.C.P. as follows:

	2023 KD 000's	2022 KD 000's
Accumulated balances of non-controlling interest	575,626	565,000
Profit attributable to non-controlling interest	27,179	20,785

Summarised financial information of Boubyan Bank K.S.C.P. is as follows:

<i>Summarised financial information</i>	2023 KD 000's	2022 KD 000's
Assets	8,404,989	7,880,757
Liabilities	7,376,154	6,901,058
Net operating income	218,030	201,363
Results for the year	78,221	54,273
Other comprehensive income (loss) for the year	4,819	(1,619)
	2023 KD 000's	2022 KD 000's
<i>Summarised cash flow information</i>		
Operating cash flow	273,595	(166,793)
Investing cash flow	(336,084)	(180,388)
Financing cash flow	(104,200)	312,313

25 COMMITMENTS AND CONTINGENT LIABILITIES

	2023 KD 000's	2022 KD 000's
Commitments on behalf of customers for which there are corresponding liabilities by the customers concerned:		
Acceptances	189,080	281,958
Letters of credit	391,486	410,321
Guarantees	4,035,345	3,775,107
	<u>4,615,911</u>	<u>4,467,386</u>

Irrevocable commitments to extend credit amount to KD 1,327,508 thousand (2022: KD 1,024,290 thousand). This includes commitments to extend credit which are irrevocable over the life of the facility or are revocable only in response to a material adverse change.

In the normal course of business, the Group has exposure to various indirect credit commitments which, though not reflected in the consolidated statement of financial position, are subject to normal credit standards, financial controls and monitoring procedures.

These credit commitments do not necessarily represent future cash requirements, since many of these commitments will expire or terminate without being funded. Credit losses, if any, which may result from exposure to such commitments are not expected to be significant.

The Group has commitments in respect of capital expenditure amounting to KD 85,980 thousand (2022: KD 82,124 thousand).

26 DERIVATIVE FINANCIAL INSTRUMENTS AND HEDGE ACCOUNTING

Derivative financial instruments are financial instruments that derive their value by referring to interest rates, foreign exchange rates, index of prices or rates and credit rating or credit index. Notional principal amounts merely represent amounts to which a rate or price is applied to determine the amounts of cash flows to be exchanged and do not represent the potential gain or loss associated with the market or credit risk of such instruments.

Derivative financial instruments are carried at fair value in the consolidated statement of financial position. Positive fair value represents the cost of replacing all transactions with a fair value in the Group's favour had the rights and obligations arising from that instrument been closed in an orderly market transaction at the reporting date. Credit risk in respect of derivative financial instruments is limited to the positive fair value of the instruments. Negative fair value represents the cost to the Group's counter-parties of replacing all their transactions with the Group.

The Group deals in interest rate swaps to manage its interest rate risk on interest-bearing assets and liabilities and to provide interest rate risk management solutions to customers. Similarly the Group deals in forward foreign exchange contracts for customers and to manage its foreign currency positions and cash flows.

Interest rate swaps used to hedge the change in fair value of the Group's financial assets and liabilities and which qualifies as effective hedging instruments are disclosed as 'held as fair value hedges'. Other interest rate swaps and forward foreign exchange contracts are carried out for customers or used for hedging purpose but do not meet the qualifying criteria for hedge accounting. The risk exposures on account of derivative financial instruments for customers are covered by entering into opposite transactions (back to back) with counterparties or by other risk mitigating transactions.

Interest rate swaps

Interest rate swaps are contractual agreements between two counter-parties to exchange interest payments on a defined principal amount for a fixed period of time. In cross currency interest rate swaps, the Group exchanges interest payment in two different currencies on a defined principal amount for a fixed period of time and also exchanges defined principal amounts in two different currencies at inception of the contract and re-exchanges principal amounts on maturity. Profit rate swaps are also included in this category.

Forward foreign exchange

Forward foreign exchange contracts are agreements to buy or sell currencies at a specified rate and at a future date.

The fair value of derivative financial instruments included in the financial records, together with their notional amounts is summarised as follows:

	2023			2022		
	<i>Positive fair value KD 000's</i>	<i>Negative fair value KD 000's</i>	<i>Notional KD 000's</i>	<i>Positive fair value KD 000's</i>	<i>Negative fair value KD 000's</i>	<i>Notional KD 000's</i>
Interest rate swaps (held as fair value hedges)	282,008	43,973	5,826,052	330,703	12,922	4,559,283
Interest rate swaps (others)	891	1,753	86,318	1,259	1,270	21,441
Forward foreign exchange contracts	27,547	17,026	4,112,667	23,346	26,569	4,116,666
	310,446	62,752	10,025,037	355,308	40,761	8,697,390

Positive fair value is included in other assets (Note 16) and negative fair value is included in other liabilities (Note 18).

National Bank of Kuwait Group

NOTES TO THE CONSOLIDATED FINANCIAL STATEMENTS

31 December 2023

26 DERIVATIVE FINANCIAL INSTRUMENTS AND HEDGE ACCOUNTING (continued)

The Group's strategy is not to carry interest rate risk for long duration assets. The Group uses interest rate swaps to hedge its exposure to changes in the fair values due to interest rate risk on certain investments in fixed rate debt securities, fixed-rate corporate loans and fixed-rate liabilities issued. Hedge accounting is applied where economic hedge relationships meet the hedge accounting criteria. In fair value hedge relationships, the Group assesses whether the interest rate swaps designated in each hedging relationship is expected to be highly effective in offsetting changes in fair value of the hedged item attributable to interest rate risk using appropriate qualitative and quantitative methods. The Group generally seeks to fully match the critical terms (tenor, notionals, interest rate exposure, currency, interest payments frequency and payment periods) of the hedged item and hedging instrument.

The Group minimises counterparty credit risk in derivative instruments by entering into transactions with high-quality counterparties.

27 RELATED PARTY TRANSACTIONS

Related parties comprise board members and executive officers of the Bank, their close family members, companies controlled by them or close family members and associates of the Group. Certain related parties were customers of the Group in the ordinary course of business. Transactions with related parties were made on substantially the same terms, including interest rates and collateral, as those prevailing at the same time for comparable transactions with unrelated parties and did not involve more than a normal amount of risk. Lending to Board Members and their related parties is secured by tangible collateral in accordance with regulations of Central Bank of Kuwait.

Details of the interests of related parties are as follows:

	<i>Number of Board Members and Executive Officers</i>		<i>Number of related parties</i>		<i>2023 KD 000's</i>	<i>2022 KD 000's</i>
	<i>2023</i>	<i>2022</i>	<i>2023</i>	<i>2022</i>		
Board Members and Executive Officers						
Loans	6	6	22	18	49,652	54,038
Contingent liabilities	1	2	7	9	22,719	20,476
Credit cards	19	18	28	31	187	178
Deposits	24	24	88	80	36,927	52,351
Collateral against credit facilities	3	2	14	13	153,137	174,926
Interest and fee income					3,005	1,817
Interest expense					1,205	432
Purchase of equipment and other expenses					330	367

Details of compensation to key management personnel are as follows:

	<i>2023 KD 000's</i>	<i>2022 KD 000's</i>
Salaries and other short-term benefits	14,095	12,199
Post-employment benefits	341	314
Share-based compensation	656	1,050
	15,092	13,563

Remuneration to directors of the Bank amounting to KD 770 thousand for the year ended 31 December 2023 (31 December 2022: KD 770 thousand) is in accordance with local regulations and is subject to approval of shareholders at the Annual General Meeting.

28 RISK MANAGEMENT

Risk is inherent in the Group's activities but is managed in a structured, systematic manner through a global risk policy which embeds comprehensive risk management into organisational structure, risk measurement and monitoring processes. The overall risk management direction and oversight are provided by the Board of Directors with the support of the Board Risk and Compliance Committee and the Board Audit Committee. The Group's Risk Management and Internal Audit functions assist Executive Management in controlling and actively managing the Group's overall risk profile.

The Group is exposed to credit risk, liquidity risk, market risk and operational risk.

In accordance with the Central Bank of Kuwait's directives, the Group has implemented a comprehensive system for the measurement and management of risk. This methodology helps in reflecting both the expected loss likely to arise in normal circumstances and unexpected losses, which are an estimate of the ultimate actual loss based on statistical models. Information compiled from all internal business groups are closely examined and analysed to identify and control risks.

Transactions and outstanding risk exposures are quantified and compared against authorised limits, whereas non-quantifiable risks are monitored against policy guidelines and key risk and control indicators. Any discrepancies, excesses or deviation are escalated to management for appropriate action.

As part of its overall risk management, the Group uses interest rate swaps, forward foreign exchange contracts and other instruments to manage exposures resulting from changes in interest rates, foreign exchange, equity risks, credit risks and exposures arising from forecast transactions. Collaterals are used to reduce the Group's credit risks.

The Group's comprehensive risk management framework has specific guidelines that focus on maintaining a diversified portfolio to avoid excessive concentration of risk.

28.1 CREDIT RISK

Credit risk is the risk that counterparty will cause a financial loss to the Group by failing to discharge an obligation. Credit risk arises in the Group's normal course of business.

All significant policies relating to credit risks are reviewed and approved by the Board of Directors.

Credit limits are established for all customers after a careful assessment of their creditworthiness. Standing procedures, outlined in the Group's Credit Policy Manual, require that all credit proposals be subjected to detailed screening by the domestic or international credit control divisions pending submission to the appropriate credit committee. Whenever necessary, all loans are secured by acceptable forms of collateral to mitigate the related credit risks.

In accordance with the instructions of the Central Bank of Kuwait dated 18 December 1996, setting out the rules and regulations regarding the classification of credit facilities, the Group has formed an internal committee comprising competent professional staff and having as its purpose the study and evaluation of the existing credit facilities of each customer of the Group. This committee is required to identify any abnormal situations and difficulties associated with a customer's position which might cause the debt to be classified as irregular, and to determine an appropriate provisioning level. The committee, which meets regularly throughout the year, also studies the positions of those customers whose irregular balances exceed 25% of their total debt, in order to determine whether further provisions are required.

The Group further limits risk through diversification of its assets by geography and industry sector. In addition, all credit facilities are continually monitored based on a periodical review of the credit performance and account rating.

28 RISK MANAGEMENT (continued)

28.1 CREDIT RISK (continued)

28.1.1 ASSESSMENT OF EXPECTED CREDIT LOSSES

Definition of default

The Group considers a financial asset to be in default and therefore Stage 3 (credit impaired) for ECL calculations when:

- the borrower is unlikely to pay its credit obligations to the Group in full, without recourse by the Group to actions such as realising security (if any is held);
- the borrower is past due more than 90 days on any material credit obligation to the Group; or
- borrower is considered as credit-impaired based on qualitative assessment for internal credit risk Management purposes
- retail facilities from commencement of legal recourse

The Group considers investments and interbank balances as in default when the coupon or principal payment is past due for 1 day. The Group considers externally-rated portfolio with ratings 'D' from S&P and Fitch, and 'C' from Moody's as defaulted.

The Group considers a variety of indicators that may indicate unlikelihood to pay as part of a qualitative assessment of whether a customer is in default. Such indicators include:

- breaches of covenants
- borrower having past due liabilities to public creditors or employees
- borrower is deceased

The Group considers a financial asset to be no longer in default and therefore reclassified out of stage 3, when it no longer meets any of the default criteria. Transfer from Stage 3 to Stage 2/Stage 1 requires a notification to be sent to the Regulator with the proper justification.

Significant increase in credit risk

The Group continuously monitors all assets subject to ECLs. In order to determine whether an instrument or a portfolio of instruments is subject to 12 months ECL or life time ECL, the Group assesses as to whether there has been a significant increase in credit risk since initial recognition. The quantitative criteria used to determine a significant increase in credit risk is a series of relative and absolute thresholds. Financial assets that are 30 days past due are generally deemed to have significant increase in credit risk since initial recognition and migrated to stage 2 even if other criteria do not indicate a significant increase in credit risk unless this is rebutted.

Any stressed credit facility that has been restructured would also be classified in stage 2 unless it qualifies for stage 3 classification. The Group considers a financial asset as 'cured' (i.e., in a lowered distressed state) and therefore reclassified out of stage 2 when it no longer meets the criteria for inclusion in Stage 2. According to the regulatory requirements, for facilities (except for retail facilities) classified under Stage 2, these would require completing a minimum of 1 year, post recovery, of meeting the scheduled payments, to be classified in Stage 1. Transfer from Stage 2 to Stage 1 requires a notification to be sent to the Regulator with the proper justification.

The Group considers a financial instrument with an external rating of "investment grade" as at the reporting date to have low credit risk. In addition to the above quantitative criteria, the Group applies qualitative criteria for the assessment of significant increase in credit risk based on monitoring of certain early warning signals.

Measurement of ECLs

ECLs are probability-weighted estimates of credit losses and are measured as the present value of all cash shortfalls discounted at the effective interest rate of the financial instrument. Cash shortfall represents the difference between cash flows due to the Group in accordance with the contract and the cash flows that the Group expects to receive. The key elements in the measurement of ECL include probability of default (PD), loss given default (LGD) and exposure at default (EAD). The Group estimates these elements using appropriate credit risk models taking into consideration the internal and external credit ratings of the assets, nature and value of collaterals, forward-looking macro-economic scenarios, etc.

28 RISK MANAGEMENT (continued)

28.1 CREDIT RISK (continued)

28.1.1 ASSESSMENT OF EXPECTED CREDIT LOSSES (continued)

Measurement of ECLs (continued)

The Group calculates ECL on credit facilities classified in stage 3 at 100% of the defaulted exposure net of the value of eligible collaterals after applying applicable haircuts.

The Group in estimating ECL for credit facilities has taken into consideration the following key parameters based on inputs from CBK:

- Floor for estimating PDs for specific portfolios
- Eligible collateral with haircuts for determining LGD and floor for LGD for unsecured facilities.
- Deemed maturity for exposures in Stage 2
- Credit Conversion Factor on utilized and un-utilized portions for cash and non-cash facilities

Internal rating and PD estimation process

In managing its portfolio, the Group utilises ratings and other measures and techniques which seek to take account of all aspects of perceived risk. The Group uses industry-standard rating tools for assessing ratings/scores that are then leveraged for PD estimation process. The tool provides the ability to analyse a business and produces risk ratings at both the obligor and facility levels. The analysis supports the usage of financial factors as well as non-financial subjective factors. The Group also uses external ratings by recognised rating agencies for externally-rated portfolios.

The Probability of Default (PD) is the likelihood that an obligor will default on its obligations in the future. IFRS 9 requires the use of separate PD for a 12-month duration and lifetime duration depending on the stage allocation of the obligor. A PD used for IFRS 9 should reflect the Group's estimate of the future asset quality. The through-the-cycle (TTC) PDs are generated from the rating tool based on the internal/external credit ratings. The Group converts the TTC PDs to point-in-time (PIT) PD term structures using appropriate models and techniques.

The Group assesses the PD for its retail portfolio through behavioural scorecards. The Consumer portfolio is further segmented statistically and risk pools with shared risk characteristics are addressed with different scorecards relevant for each of the risk pool. The segmentation is based on demographic, behavioural and financial variables which distinctly rank order risk. The scorecards were developed using statistical techniques. Executing the scorecard will return an associated PD value for each of the facility. The term structure PDs are then derived using a base PD.

Exposure at default

Exposure at default (EAD) represents the amount which the obligor will owe to the Group at the time of default. The Group considers variable exposures that may increase the EAD in addition to the drawn credit line. These exposures arise from undrawn limits and contingent liabilities. Therefore, the exposure will contain both on and off balance sheet values. EAD is estimated taking into consideration the contractual terms such as coupon rates, frequency, reference curves, maturity, pre-payment options, amortization schedule, credit conversion factors, etc. EAD for retail loans incorporate prepayment assumptions whereas, for credit cards portfolio, credit conversion factors are applied to estimate the future drawdowns.

Loss-given-default

Loss-given-default (LGD) is the magnitude of the likely loss if there is a default. The Group estimates LGD parameters based on the history of recovery rates of claims against defaulted counterparties. The LGD models consider the structure, collateral, seniority of the claim, counterparty industry and recovery costs of any collateral that is integral to the financial asset.

28 RISK MANAGEMENT (continued)**28.1 CREDIT RISK (continued)****28.1.1 ASSESSMENT OF EXPECTED CREDIT LOSSES (continued)****Incorporation of forward-looking information**

The Group considers various key economic variables which reflect the continuing uncertainties and effect stemming from Covid-19 and other emerging risks, which may be expected to have an impact on credit risk and the ECL, when incorporating forward-looking information into the ECL models. Key economic variables include, but are not limited to, Gross Domestic Product, Equity price index, Oil prices, and Government expenditure. Together, they provide reasonable indications and forecasts of future macro-economic conditions. The consideration of such factors increases the degree of judgment in determination of ECL. The Group employs statistical models which incorporate the effect of macro-economic factors to adjust the historical TTC PDs to arrive at the PiT PDs. The Group considers three scenarios (baseline, upside and downside) of forecasts of macro-economic data separately for designated geographies and segments, and appropriate probability weights are applied to these scenarios to derive a probability-weighted outcome of expected credit loss. Management reviews the methodologies and assumptions including any forecasts of future economic conditions, on a regular basis.

The weighting of the multiple scenarios increased the Group's reported allowance for expected credit losses on financial assets, other than credit facilities, in Stage 1 and Stage 2, relative to the base case scenario, by KD 3,503 thousand (2022: increased by KD 2,689 thousand). If the Group were to use only downside case scenario, allowance for expected credit losses on financial assets other than credit facilities would be KD 13,176 thousand (2022: KD 7,583 thousand) higher than the reported allowance for expected credit losses on financial assets, other than credit facilities, as at 31 December 2023.

The weighting of the multiple scenarios increased the Group's reported allowance for expected credit losses on credit facilities, in Stage 1 and Stage 2, relative to the base case scenario, by KD 11,927 thousand (2022: increased by KD 11,917 thousand). If the Group were to use only downside case scenario, allowance for expected credit losses on credit facilities would be KD 54,644 thousand (2022: KD 32,003 thousand) higher than the reported allowance for expected credit losses on credit facilities as at 31 December 2023.

Actual outcomes may differ as this neither considers the migration of exposures nor incorporates changes which would occur in the portfolio due to risk mitigation actions and other factors.

28.1.2 MAXIMUM EXPOSURE TO CREDIT RISK

An analysis of loans, advances and Islamic facilities to customers and contingent liabilities before and after taking account of eligible collateral held or other credit enhancements, is as follows:

	2023		2022	
	<i>Gross exposure</i> <i>KD 000's</i>	<i>Net exposure</i> <i>KD 000's</i>	<i>Gross exposure</i> <i>KD 000's</i>	<i>Net exposure</i> <i>KD 000's</i>
Loans, advances and Islamic financing to customers	22,281,004	15,841,839	20,998,416	14,845,174
Contingent liabilities	4,615,911	4,430,493	4,467,386	4,291,810

For other financials assets, the gross exposure amounts are equal to net exposure amounts.

Collateral and other credit enhancements

The amount, type and valuation of collateral are based on guidelines specified in the risk management framework. The main types of collateral accepted includes real estate, quoted shares, cash collateral and bank guarantees. The revaluation and custody of collaterals are performed independent of the business units.

National Bank of Kuwait Group

NOTES TO THE CONSOLIDATED FINANCIAL STATEMENTS

31 December 2023

28 RISK MANAGEMENT (continued)

28.1 CREDIT RISK (continued)

28.1.3 RISK CONCENTRATION OF THE MAXIMUM EXPOSURE TO CREDIT RISK

Concentrations of credit risk arise from exposure to customers having similar characteristics in terms of the geographic location in which they operate or the industry sector in which they are engaged, such that their ability to discharge contractual obligations may be similarly affected by changes in political, economic or other conditions.

Credit risk can also arise due to a significant concentration of Group's assets to any single counterparty. This risk is managed by diversification of the portfolio. The 20 largest loans, advances and Islamic financing to customers outstanding as a percentage of gross loans, advances and Islamic financing to customers as at 31 December 2023 is 14% (2022: 15%).

The Group's financial assets and off-balance sheet items, before taking into account any collateral held or credit enhancements can be analysed by the following geographic regions:

2023	<i>Middle East and North Africa</i>	<i>North America</i>	<i>Europe & UK</i>	<i>Asia</i>	<i>Others</i>	<i>Total</i>
Geographic region	<i>KD 000's</i>	<i>KD 000's</i>	<i>KD 000's</i>	<i>KD 000's</i>	<i>KD 000's</i>	<i>KD 000's</i>
Balances and deposits with banks	3,300,992	1,255,953	700,504	279,435	-	5,536,884
Central Bank of Kuwait bonds	856,815	-	-	-	-	856,815
Kuwait Government treasury bonds	194,111	-	-	-	-	194,111
Loans, advances and Islamic financing to customers	18,706,076	579,586	1,911,118	652,231	431,993	22,281,004
Investment securities	4,783,897	51,918	420,703	1,304,861	30,504	6,591,883
Other assets	305,897	35,361	294,212	8,678	2,134	646,282
	<u>28,147,788</u>	<u>1,922,818</u>	<u>3,326,537</u>	<u>2,245,205</u>	<u>464,631</u>	<u>36,106,979</u>
Commitments and contingent liabilities (Note 25)	3,391,864	320,596	1,181,022	1,008,663	41,274	5,943,419
	<u>31,539,652</u>	<u>2,243,414</u>	<u>4,507,559</u>	<u>3,253,868</u>	<u>505,905</u>	<u>42,050,398</u>
2022						
Balances and deposits with banks	3,050,068	2,704,510	676,096	169,466	-	6,600,140
Central Bank of Kuwait bonds	881,241	-	-	-	-	881,241
Kuwait Government treasury bonds	211,629	-	-	-	-	211,629
Loans, advances and Islamic financing to customers	17,971,676	583,386	1,618,143	450,892	374,319	20,998,416
Investment securities	3,953,530	24,610	187,967	1,119,462	30,445	5,316,014
Other assets	399,866	19,933	315,336	7,539	1,951	744,625
	<u>26,468,010</u>	<u>3,332,439</u>	<u>2,797,542</u>	<u>1,747,359</u>	<u>406,715</u>	<u>34,752,065</u>
Commitments and contingent liabilities (Note 25)	3,037,221	280,380	1,173,523	996,393	4,159	5,491,676
	<u>29,505,231</u>	<u>3,612,819</u>	<u>3,971,065</u>	<u>2,743,752</u>	<u>410,874</u>	<u>40,243,741</u>

National Bank of Kuwait Group

NOTES TO THE CONSOLIDATED FINANCIAL STATEMENTS

31 December 2023

28 RISK MANAGEMENT (continued)

28.1 CREDIT RISK (continued)

28.1.3 RISK CONCENTRATION OF THE MAXIMUM EXPOSURE TO CREDIT RISK (continued)

The Group's financial assets and off-balance sheet items, before taking into account any collateral held or credit enhancements, can be analysed by the following industry sectors:

	2023 <i>KD 000's</i>	2022 <i>KD 000's</i>
Industry sector		
Trading	2,206,795	2,136,617
Manufacturing	3,369,644	3,290,431
Banks and other financial institutions	12,929,028	12,810,369
Construction	1,658,949	1,594,674
Real Estate	4,596,994	4,229,800
Retail	7,435,574	7,382,170
Government	3,658,123	3,497,046
Others	6,195,291	5,302,634
	<u>42,050,398</u>	<u>40,243,741</u>

28.1.4 CREDIT QUALITY PER CLASS OF FINANCIAL ASSETS

In managing its portfolio, the Group utilises ratings and other measures and techniques which seek to take account of all aspects of perceived risk. Credit exposures classified as 'High' quality are those where the default risk from the obligor's failure to discharge its obligation is assessed to be low. These include facilities to corporate entities with financial condition, risk indicators and capacity to repay which are considered to be good to excellent. Credit exposures classified as 'Standard' quality comprise all other facilities whose payment performance is fully compliant with contractual conditions and which are not 'impaired'. The default risk on 'Standard' quality is assessed to be higher than that for the exposures classified within the 'High' quality range.

The table below shows the credit quality by class of financial assets for consolidated statement of financial position lines, based on the Group's credit rating system.

	<i>High</i> <i>KD 000's</i>	<i>Standard</i> <i>KD 000's</i>	<i>Impaired</i> <i>KD 000's</i>	<i>Total</i> <i>KD 000's</i>
2023				
Balances and short term deposits with banks	4,220,354	-	26,788	4,247,142
Central Bank of Kuwait bonds	856,815	-	-	856,815
Kuwait Government treasury bonds	194,111	-	-	194,111
Deposits with banks	1,028,972	289,946	307	1,319,225
Loans, advances and Islamic financing to customers	20,020,437	2,805,031	318,386	23,143,854
Investments in debt securities – Amortised cost	171,468	901,718	-	1,073,186
Investments in debt securities – FVOCI	4,996,478	522,695	471	5,519,644
Investments in debt securities – FVPL	17,979	-	-	17,979
	<u>31,506,614</u>	<u>4,519,390</u>	<u>345,952</u>	<u>36,371,956</u>

National Bank of Kuwait Group

NOTES TO THE CONSOLIDATED FINANCIAL STATEMENTS

31 December 2023

28 RISK MANAGEMENT (continued)

28.1 CREDIT RISK (continued)

28.1.4 CREDIT QUALITY PER CLASS OF FINANCIAL ASSETS (continued)

2022	<i>High</i> <i>KD 000's</i>	<i>Standard</i> <i>KD 000's</i>	<i>Impaired</i> <i>KD 000's</i>	<i>Total</i> <i>KD 000's</i>
Balances and short term deposits with banks	5,109,486	-	29,524	5,139,010
Central Bank of Kuwait bonds	881,241	-	-	881,241
Kuwait Government treasury bonds	211,629	-	-	211,629
Deposits with banks	1,250,912	238,262	3,942	1,493,116
Loans, advances and Islamic financing to customers	19,049,904	2,466,407	310,046	21,826,357
Investments in debt securities – Amortised cost	13,860	915,310	-	929,170
Investments in debt securities – FVOCI	3,756,672	628,586	477	4,385,735
Investments in debt securities – FVPL	17,671	-	-	17,671
	<u>30,291,375</u>	<u>4,248,565</u>	<u>343,989</u>	<u>34,883,929</u>

28.2 LIQUIDITY RISK

Liquidity risk is the risk that the Group will be unable to meet its financial liabilities when they fall due. To limit this risk, management has arranged diversified funding sources, manages assets with liquidity in mind and monitors liquidity on a daily basis.

The table below summarises the maturity profile of Group's assets, liabilities and equity based on contractual cash flows and maturity dates. This does not necessarily take account of the effective maturities.

2023	<i>Up to 3</i> <i>months</i> <i>KD 000's</i>	<i>3 to 12</i> <i>months</i> <i>KD 000's</i>	<i>Over 1</i> <i>year</i> <i>KD 000's</i>	<i>Total</i> <i>KD 000's</i>
Assets				
Cash and deposits with banks	5,520,612	182,209	-	5,702,821
Central Bank of Kuwait bonds	472,911	383,904	-	856,815
Kuwait Government treasury bonds	-	47,000	147,111	194,111
Loans, advances and Islamic financing to customers	6,271,945	2,794,350	13,214,709	22,281,004
Investment securities	779,059	539,776	5,565,986	6,884,821
Land, premises and equipment	-	-	506,812	506,812
Goodwill and other intangible assets	-	-	508,416	508,416
Other assets	313,603	53,340	363,248	730,191
	<u>13,358,130</u>	<u>4,000,579</u>	<u>20,306,282</u>	<u>37,664,991</u>
Liabilities and equity				
Due to banks	3,223,281	728,464	12,057	3,963,802
Deposits from other financial institutions	2,543,653	1,167,902	14,074	3,725,629
Customer deposits	15,776,574	5,493,783	678,600	21,948,957
Certificates of deposit issued	637,710	185,189	-	822,899
Other borrowed funds	-	153,690	1,177,316	1,331,006
Other liabilities	783,894	18,927	163,302	966,123
Share capital and reserves	-	-	3,685,523	3,685,523
Proposed cash dividend	-	198,249	-	198,249
Perpetual Tier 1 Capital Securities	-	-	439,032	439,032
Non-controlling interests	-	-	583,771	583,771
	<u>22,965,112</u>	<u>7,946,204</u>	<u>6,753,675</u>	<u>37,664,991</u>

National Bank of Kuwait Group

NOTES TO THE CONSOLIDATED FINANCIAL STATEMENTS

31 December 2023

28 RISK MANAGEMENT (continued)

28.2 LIQUIDITY RISK (continued)

	<i>Up to 3 months KD 000's</i>	<i>3 to 12 months KD 000's</i>	<i>Over 1 year KD 000's</i>	<i>Total KD 000's</i>
2022				
Assets				
Cash and deposits with banks	6,613,969	197,600	2,169	6,813,738
Central Bank of Kuwait bonds	494,770	386,471	-	881,241
Kuwait Government treasury bonds	15,000	5,000	191,629	211,629
Loans, advances and Islamic financing to customers	6,173,559	2,248,920	12,575,937	20,998,416
Investment securities	624,743	518,416	4,491,513	5,634,672
Land, premises and equipment	-	-	474,724	474,724
Goodwill and other intangible assets	-	-	534,936	534,936
Other assets	367,267	47,811	373,929	789,007
	<u>14,289,308</u>	<u>3,404,218</u>	<u>18,644,837</u>	<u>36,338,363</u>
Liabilities and equity				
Due to banks	3,586,607	419,823	11,549	4,017,979
Deposits from other financial institutions	2,245,402	1,300,885	194,590	3,740,877
Customer deposits	14,717,473	4,656,934	803,655	20,178,062
Certificates of deposit issued	1,426,253	375,370	-	1,801,623
Other borrowed funds	39,819	76,575	1,127,169	1,243,563
Other liabilities	585,794	8,840	126,679	721,313
Share capital and reserves	-	-	3,434,180	3,434,180
Proposed cash dividend	188,808	-	-	188,808
Perpetual Tier 1 Capital Securities	-	-	439,032	439,032
Non-controlling interests	-	-	572,926	572,926
	<u>22,790,156</u>	<u>6,838,427</u>	<u>6,709,780</u>	<u>36,338,363</u>

The liquidity profile of financial liabilities of the Group summarised below reflects the cash flows including future interest payments over the life of these financial liabilities based on contractual repayment arrangements.

	<i>Up to 3 months KD 000's</i>	<i>3 to 12 months KD 000's</i>	<i>Over 1 year KD 000's</i>	<i>Total KD 000's</i>
2023				
Financial Liabilities				
Due to banks	3,230,779	752,183	13,212	3,996,174
Deposits from other financial institutions	2,554,144	1,198,201	15,658	3,768,003
Customer deposits	15,831,255	5,658,392	763,543	22,253,190
Certificates of deposit issued	642,697	190,310	-	833,007
Other borrowed funds	8,540	195,681	1,291,674	1,495,895
	<u>22,267,415</u>	<u>7,994,767</u>	<u>2,084,087</u>	<u>32,346,269</u>
Contingent liabilities and commitments				
Contingent liabilities	1,364,374	1,885,643	1,365,894	4,615,911
Irrevocable commitments	274,707	313,361	739,440	1,327,508
	<u>1,639,081</u>	<u>2,199,004</u>	<u>2,105,334</u>	<u>5,943,419</u>
Derivative financial instruments settled on a gross basis				
Contractual amounts payable	3,051,777	1,056,390	309,391	4,417,558
Contractual amounts receivable	3,046,421	1,053,861	299,513	4,399,795

National Bank of Kuwait Group

NOTES TO THE CONSOLIDATED FINANCIAL STATEMENTS

31 December 2023

28 RISK MANAGEMENT (continued)

28.2 LIQUIDITY RISK (continued)

	<i>Up to 3 months KD 000's</i>	<i>3 to 12 months KD 000's</i>	<i>Over 1 year KD 000's</i>	<i>Total KD 000's</i>
2022				
Financial Liabilities				
Due to banks	3,597,177	432,031	12,526	4,041,734
Deposits from other financial institutions	2,251,298	1,321,018	207,792	3,780,108
Customer deposits	14,761,211	4,771,459	882,025	20,414,695
Certificates of deposit issued	1,432,841	384,877	-	1,817,718
Other borrowed funds	49,381	108,373	1,263,374	1,421,128
	<u>22,091,908</u>	<u>7,017,758</u>	<u>2,365,717</u>	<u>31,475,383</u>
Contingent liabilities and commitments				
Contingent liabilities	1,280,110	1,685,461	1,501,815	4,467,386
Irrevocable commitments	90,996	280,629	652,665	1,024,290
	<u>1,371,106</u>	<u>1,966,090</u>	<u>2,154,480</u>	<u>5,491,676</u>
Derivative financial instruments settled on a gross basis				
Contractual amounts payable	<u>2,302,538</u>	<u>1,626,029</u>	<u>349,018</u>	<u>4,277,585</u>
Contractual amounts receivable	<u>2,304,139</u>	<u>1,625,124</u>	<u>348,507</u>	<u>4,277,770</u>

28.3 MARKET RISK

Market risk is the risk that the fair value or future cash flows of financial instruments will fluctuate due to changes in market prices. Market risks arise from open positions in interest rate, currency and equity products, all of which are exposed to general and specific market movements and changes in the level of volatility of market rates or prices such as interest rates, foreign exchange rates and equity prices.

28.3.1 INTEREST RATE RISK

Interest rate risk is the risk that the fair value or future cash flows of a financial instrument will fluctuate because of changes in market interest rates.

The Group is not excessively exposed to interest rate risk as its assets and liabilities are repriced regularly and most exposures arising on medium-term fixed-rate lending or fixed-rate borrowing are covered by interest rate swaps. Furthermore, the re-pricing gaps of its assets and liabilities are carefully monitored and controlled through limits pre-established by the Board of Directors and adjusted where necessary, to reflect the changing market conditions.

Interest rate sensitivity

Interest rate sensitivity of profit measures the effect of the assumed changes in interest rates on the net interest income for one year, based on the interest-bearing financial assets and financial liabilities held at the year end. This includes the effect of hedging instruments but excludes loan commitments. The sensitivity on equity is the impact arising from changes in interest rate on fair value of investments in debt securities classified as FVOCI. Sensitivity to interest rate movements will be on a symmetric basis as financial instruments giving rise to non-symmetric movements are not significant.

Based on the Group's financial assets and financial liabilities held at the year end, an assumed 25 basis points increase in interest rate, with all other variables held constant, would impact the Group's profit and equity as follows:

28 RISK MANAGEMENT (continued)**28.3.1 INTEREST RATE RISK (continued)****Interest rate sensitivity (continued)**

Currency	Movement in Basis points	2023		2022	
		<i>Effect on profit KD 000's</i>	<i>Effect on equity KD 000's</i>	<i>Effect on profit KD 000's</i>	<i>Effect on equity KD 000's</i>
KWD	+25	8,525	-	9,138	-
USD	+25	5,548	-	5,579	-
EUR	+25	305	-	463	-
GBP	+25	788	-	621	-
EGP	+25	366	(180)	169	(402)

28.3.2 FOREIGN EXCHANGE RISK

Foreign exchange risk is the risk that the fair value or future cash flows of a financial instrument will fluctuate because of changes in foreign exchange rates.

Foreign exchange risks are controlled through limits pre-established by the Board of Directors on currency position exposures. In general assets are typically funded in the same currency as that of the business being transacted to eliminate exchange exposures. Appropriate segregation of duties exists between the treasury front and back office functions, while compliance with position limits is independently monitored on an ongoing basis.

The table below analyses the effect on profit of an assumed 5% strengthening in value of the currency rate against the Kuwaiti Dinar from levels applicable at the year-end, with all other variables held constant. A negative amount in the table reflects a potential net reduction in profit, whereas a positive amount reflects a net potential increase.

Currency	% Change in currency rate	2023	2022
		<i>Effect on profit KD 000's</i>	<i>Effect on profit KD 000's</i>
USD	+5	(393)	(248)
GBP	+5	(1)	99
EUR	+5	38	57
Other	+5	108	(74)

28.3.3 EQUITY PRICE RISK

Equity price risk is the risk that the fair values of equities will fluctuate as a result of changes in the level of equity indices or the value of individual share prices. Equity price risk arises from the change in fair values of equity investments. The Group manages the risk through diversification of investments in terms of geographic distribution and industry concentration. The table below analyses the effect of equity price risk on profit (as a result of change in the fair value of equity investments held as fair value through profit or loss) and on equity (as a result of change in the fair value of equity investments classified as FVOCI) at the year end due to an assumed 5% change in market indices, with all other variables held constant.

28 RISK MANAGEMENT (continued)**28.3 MARKET RISK (continued)****28.3.3 EQUITY PRICE RISK (continued)**

Market indices	% Change in equity price	2023		2022	
		Effect on profit KD 000's	Effect on equity KD 000's	Effect on profit KD 000's	Effect on equity KD 000's
Kuwait stock exchange	+5	82	32	121	28
Qatar stock exchange	+5	177	-	97	-
UAE stock indices	+5	366	-	342	-
Saudi stock exchange	+5	999	220	883	81

28.4 OPERATIONAL RISK

Operational risk is the risk of loss arising from inadequate or failed internal processes, human error, systems failure or from external events. The Group has a set of policies and procedures, which are approved by the Board of Directors and are applied to identify, assess and supervise operational risk in addition to other types of risks relating to the banking and financial activities of the Group. Operational risk is managed by the operational risk function, which ensures compliance with policies and procedures and monitors operational risk as part of overall global risk management.

The Operational Risk function of the Group is in line with the Central Bank of Kuwait instructions dated 14 November 1996, concerning the general guidelines for internal controls and the instructions dated 13 October 2003, regarding the sound practices for managing and supervising operational risks in banks.

29 CAPITAL

A key objective of the Group is to maximise shareholders' value with optimal levels of risk, whilst maintaining a strong capital base to support the development of its business and comply with the externally-imposed capital requirements.

The disclosures relating to the capital adequacy regulations issued by Central Bank of Kuwait (CBK) as stipulated in CBK Circular number 2/RB, RBA/A336/2014 dated 24 June 2014 (Basel III) and the Leverage regulations as stipulated in CBK Circular number 2/BS/ 342/2014 dated 21 October 2014 under the Basel Committee framework are included under the 'Risk Management' section of the Annual Report.

Capital adequacy, financial leverage and the use of various levels of regulatory capital are monitored regularly by the Group's management and are, also, governed by guidelines of Basel Committee on Banking Supervision as adopted by the CBK.

National Bank of Kuwait Group

NOTES TO THE CONSOLIDATED FINANCIAL STATEMENTS

31 December 2023

29 CAPITAL (continued)

The Group's regulatory capital and capital adequacy ratios (Basel III) are shown below:

	2023 KD 000's	2022 KD 000's
Risk-Weighted Assets	26,469,664	24,571,451
Total Capital required	3,970,540	3,317,146
Total Capital available		
Common Equity Tier 1 Capital	3,442,577	3,170,120
Additional Tier 1 Capital	531,776	527,411
Tier 1 Capital	3,974,353	3,697,531
Tier 2 Capital	597,889	573,564
Total Capital	4,572,242	4,271,095
Common Equity Tier 1 Capital adequacy ratio	13.0%	12.9%
Tier 1 Capital adequacy ratio	15.0%	15.0%
Total Capital adequacy ratio	17.3%	17.4%

Total capital requirement as at 31 December 2023 is 15% (31 December 2022:13.5%) including capital conservation buffer of 2.5% (31 December 2022 :1%). The relief on capital conservation buffer allowed by CBK in response to Covid-19 is not available effective from 1 January 2023.

The calculations include Boubyan Bank K.S.C.P., an Islamic Banking subsidiary. For purposes of determining risk-weighted assets and capital required, exposures and assets at Boubyan Bank K.S.C.P. are risk weighted, and capital charge calculated, in accordance with Central Bank of Kuwait regulations applicable to banks providing banking services compliant with Codes of Islamic Sharia'a. Those figures are then added to corresponding figures pertaining to all the rest of the Group, identical with the treatment in relevant reports submitted to the Central Bank of Kuwait.

The Group's financial leverage ratio is calculated in accordance with CBK circular number 2/BS/ 342/2014 dated 21 October 2014 is shown below:

	2023 KD 000's	2022 KD 000's
Tier 1 capital	3,974,353	3,697,531
Total exposures	40,989,808	39,373,804
Leverage ratio	9.7%	9.4%

30 FUNDS UNDER MANAGEMENT

The Group manages a number of funds, some of which are managed in association with other professional fund managers. The funds have no recourse to the general assets of the Group and the Group has no recourse to the assets of the funds. Accordingly, the assets of these funds are not included in the consolidated statement of financial position. As at 31 December 2023, funds under management were KD 6,600 million (2022: KD 5,682 million).

31 CHANGES IN REFERENCE RATES (IBOR)

Financial assets and liabilities

The Group's exposure to its floating-rate financial assets and liabilities denominated in foreign currencies, is mainly through USD LIBOR. As at 31 December 2023, the Group has transitioned a significant majority of its contracts to "Risk-Free Rates" (RFRs). For the remaining contracts which are mainly syndicated contracts, discussions are currently in progress with the counterparties/customers to complete transition before the next repricing date. For a limited number of contracts whose transition is not expected to be completed by next repricing date, the Group will continue with the 'synthetic' Libor benchmark published by the ICE Benchmark Administration until 30 September 2024.

Derivatives held for hedging purposes

The Group has completed the transition of all USD and non-USD linked derivatives as per ISDA Fallbacks protocol.