



National Bank of Kuwait
Investor Presentation

July 2018

Disclaimer



THE INFORMATION SET OUT IN THIS PRESENTATION AND PROVIDED IN THE DISCUSSION SUBSEQUENT THERETO DOES NOT CONSTITUTE AN OFFER OR SOLICITATION OF AN OFFER TO BUY OR SELL SECURITIES. IT IS SOLELY FOR USE AT AN INVESTOR PRESENTATION AND IS PROVIDED AS INFORMATION ONLY. THIS PRESENTATION DOES NOT CONTAIN ALL OF THE INFORMATION THAT IS MATERIAL TO AN INVESTOR. This presentation has been prepared by (and is the sole responsibility of) National Bank of Kuwait S.A.K.P. (the “Bank”).

The information herein may be amended and supplemented and may not as such be relied upon for the purposes of entering into any transaction. This presentation may not be reproduced (in whole or in part), distributed or transmitted to any other person without the Bank's prior written consent.

The information in this presentation and the views reflected therein are those of the Bank and are subject to change without notice. All projections, valuations and statistical analyses are provided to assist the recipient in the evaluation of the matters described herein. They may be based on subjective assessments and assumptions and may use one among alternative methodologies that produce different results and, to the extent that they are based on historical information, they should not be relied upon as an accurate prediction of future performance. These materials are not intended to provide the basis for any recommendation that any investor should subscribe for or purchase any securities.

This presentation does not disclose all the risks and other significant issues related to an investment in any securities/transaction.

Past performance is not indicative of future results. National Bank of Kuwait is under no obligation to update or keep current the information contained herein. No person shall have any right of action against the Bank or any other person in relation to the accuracy or completeness of the information contained in this presentation. No person is authorised to give any information or to make any representation not contained in and not consistent with this presentation, and, if given or made, such information or representation must not be relied upon as having been authorised by or on behalf of the Bank.

This presentation does not constitute an offer or an agreement, or a solicitation of an offer or an agreement, to enter into any transaction (including for the provision of any services). No assurance is given that any such transaction can or will be arranged or agreed.

Certain statements in this presentation may constitute forward-looking statements. These statements reflect the Bank's expectations and are subject to risks and uncertainties that may cause actual results to differ materially and may adversely affect the outcome and financial effects of the plans described herein. You are cautioned not to rely on such forward-looking statements. The Bank does not assume any obligation to update its view of such risks and uncertainties or to publicly announce the result of any revisions to the forward-looking statements made herein.

Section 1

Overview of NBK

Section 2

Overview of Operating Environment

Section 3

Strategy and Business Overview

Section 4

Financial Performance (Historical)

Section 5

Performance Overview 1H 2018

Section 6

Appendix

Snapshot

Background	<ul style="list-style-type: none"> National Bank of Kuwait S.A.K.P. ("NBK" or the "Bank") was established in 1952 as the first local bank and the first shareholding company in Kuwait and as the first indigenous bank in the GCC. The Bank is the leading banking group in Kuwait in terms of assets, customer deposits and customer loans and advances. NBK is the dominant bank in Kuwait with more than 30% market share of assets. The Bank was ranked amongst the 50 safest banks in the world by Global Finance and was named the most valuable banking brand in Kuwait and among the top 10 in the region by Brand Finance.
Ownership	<ul style="list-style-type: none"> The Bank was established by a group of leading Kuwaiti merchants and it has retained the same core shareholder base since that time. NBK's shares are listed on the Kuwait Stock Exchange since 1984 with only one shareholder holding owning more than 5% of the Bank's share capital (PIFSS owns 5.53% as of December 2017). NBK's market capitalisation as at 31 December 2017 was USD 14.0 bn.
Operations	<ul style="list-style-type: none"> The Bank's core businesses are (i) consumer and private banking, (ii) corporate banking, (iii) Islamic banking and (iv) investment banking and asset management. The Bank operates across 15 countries with a predominant focus on the MENA region.

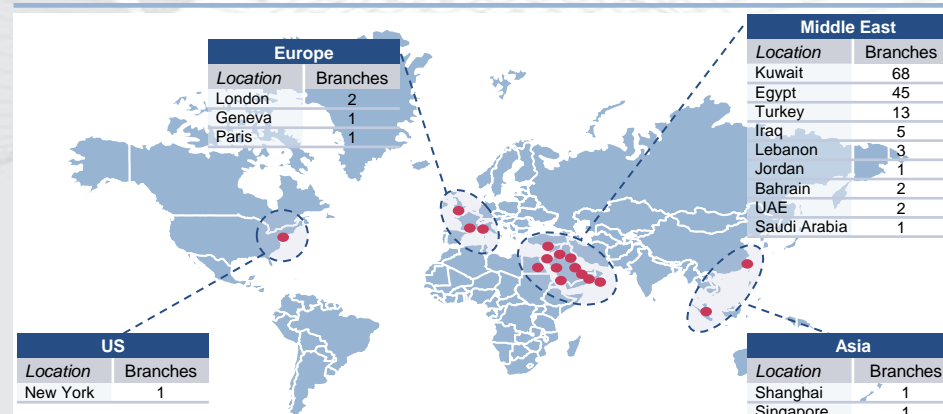
Credit Ratings

Rating Agency	Long Term Rating	Standalone Rating	Outlook
MOODY'S	Aa3	a3	Stable
STANDARD & POOR'S	A+	a-	Stable
FitchRatings	AA-	a-	Stable

Financial Snapshot

USD million	2015	2016	2017
Total Assets	78,203	80,327	86,279
Loans, advances & Islamic financing	44,908	45,109	48,062
Customer Deposits	39,964	41,783	45,666
Total Equity	10,575	11,283	11,801
Net Operating Income	2,415	2,470	2,726
Net Profit attributable	935	978	1,068
Cost to Income (%)	32.2%	33.8%	32.3%
Net Interest Margin (%)	2.42%	2.47%	2.61%
NPL Ratio (%)	1.34%	1.28%	1.42%
Loan Loss Coverage Ratio (%)	322.4%	365.2%	287.5%
Return on Average Equity (%)	10.5%	10.2%	10.8%
Tier 1 Ratio (%)	14.7%	15.7%	15.8%
Capital Adequacy Ratio (%)	16.8%	17.7%	17.8%

Overview of Regional and International Geographic Presence



Notes: Through out the investor presentation, the USD/KD exchange rates used are 0.30175 for year-end figures and 0.30280 for quarterly figures. The rates are based on the Central Bank of Kuwait's closing exchange rates as of 31/12/2017 and 30/06/2018 respectively

High Credit Ratings and among the Top Brand Values Regionally

- NBK has one of the highest credit ratings in the MENA region.
- The Bank was ranked amongst the 50 safest banks in the world by Global Finance and was named the most valuable banking brand in Kuwait and among the top 10 in the Middle East by Brand Finance.

Sound and Consistent Financial Performance

- NBK has a long history of profitability and remained profitable throughout the global financial crisis.
- The Bank also boasts an excellent asset quality (NPL ratio at 1.42% at end-2017). NBK also maintains strong liquidity which serves as a buffer in times of needs.

Stable Shareholder Base and Strong Management Team

- The Bank was established in 1952 by a group of leading Kuwaiti merchants and has retained the same core shareholder base since then.
- NBK's stable shareholder base is complemented by a strong and stable Board of Directors and a long-serving executive team with in-depth experience.

Largest Banking Group in Kuwait with Dominant Market Position

- As at 31 December 2017, the Bank was the largest bank in Kuwait in terms of total assets, loans and customer deposits. In addition, the Bank enjoys a dominant market share across its business segments.
- NBK also has one of the largest and most diversified distribution networks.

Only Banking Group in Kuwait to Provide Both Conventional and Islamic Banking

- Following its consolidation of Boubyan Bank in 2012, NBK became the only banking group in Kuwait to offer both conventional and Islamic banking services.
- This has allowed the Bank to leverage off the opportunities across both markets, particularly given the growing importance of Islamic Finance in Kuwait.

A Strong Regional and International Network

- NBK has a strong regional and international presence, with operations in 15 countries, 9 of which are in the MENA region.
- The Bank continues to explore opportunities to expand geographically with a primary focus on further strengthening operations in MENA region.

Strong Investment Banking Capability

- NBK conducts its investment banking and asset management business through its subsidiary, Watani Investment Company K.S.C.C. (Known as NBK Capital).



“The standalone baseline credit assessment (BCA) of a3, reflects the bank's (1) dominant position in its domestic market, underpinning its resilient core profitability and growth prospects; and (2) robust financial fundamentals including consistently strong asset quality, as well as adequate capitalisation and liquidity.”

MOODY'S

Moody's – 18 April 2018

“We view NBK's business position as "strong," reflecting the bank's leading position in Kuwait. We believe NBK's business model, which is more diversified than that of many emerging peers, will help the group exhibit resilience in the challenging economic environment.... The stable outlook reflects our expectation that NBK's asset quality and capitalization will remain relatively stable, its market position strong, and its funding and liquidity relatively unchanged.”

**STANDARD
& POOR'S**

Standard & Poor's – 22 June 2017

“NBK's Viability Rating (VR) is underpinned by its flagship in Kuwait. The Bank's size, large branch network, distribution capabilities, strong client relationships, expertise, brand, reputation and long-established geographical footprint provide NBK with clear competitive advantages. The rating also factors NBK's strong and highly experienced management team that supports the Bank's effective strategy implementation which have been consistent over the past years and well-articulated to achieve organic growth and group integration.”

FitchRatings

Fitch Ratings – 16 October 2017

Section 1

Overview of NBK

Section 2

Overview of Operating Environment

Section 3

Strategy and Business Overview

Section 4

Financial Performance (Historical)

Section 5

Performance Overview 1H 2018

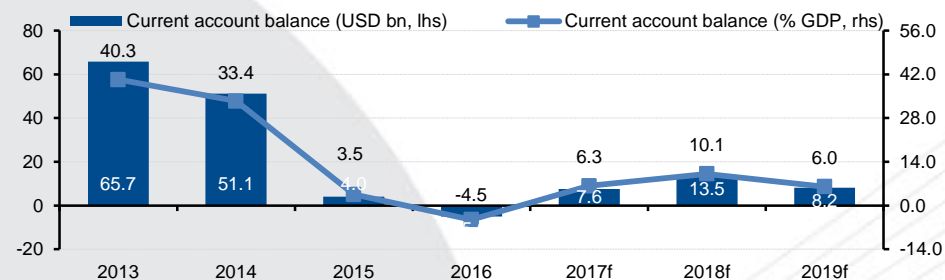
Section 6

Appendix

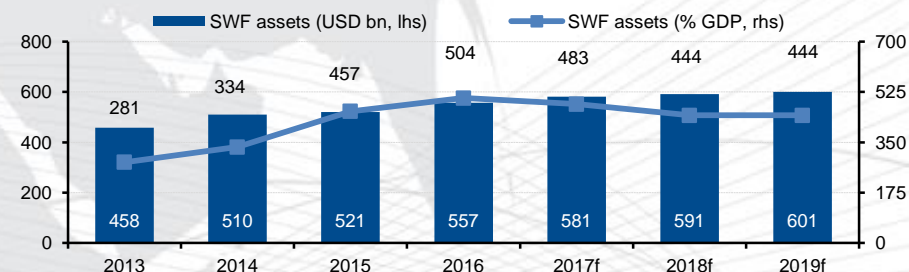
Snapshot

Overview	<ul style="list-style-type: none"> The State of Kuwait ("Kuwait" or the "Sovereign") is a sovereign state on the coast of the Arabian Gulf, covering a total area of 17,818 square kilometers.
Economy	<ul style="list-style-type: none"> Kuwait is a constitutional monarchy, headed by His Highness the Emir, Sheikh Sabah Al-Ahmad Al-Jaber Al-Sabah. Kuwait enjoys an open economy, dominated by the government sector. Its economy, while primarily dependent on the oil industry, has witnessed an increasing contribution from non-oil sectors. Kuwait has one of the lowest industry breakeven oil prices globally, and the lowest fiscal breakeven in the GCC, making it more resilient to low oil prices. It has accumulated substantial fiscal and external surpluses over the years, which serve as a buffer.
Strategic Vision	<ul style="list-style-type: none"> Kuwait has launched a long-term policy vision under the banner of "Kuwait Vision 2035". The vision encompasses six strategic aims: increasing GDP growth, encouraging the private sector, supporting human and social development, promoting demographic policies, enhancing and improving the effectiveness of government administration, and consolidating the country's Islamic and Arab identity. Kuwait has set medium-term development strategies with a view to ultimately achieving this vision.

Current account recovers into surplus



Strong sovereign balance sheet

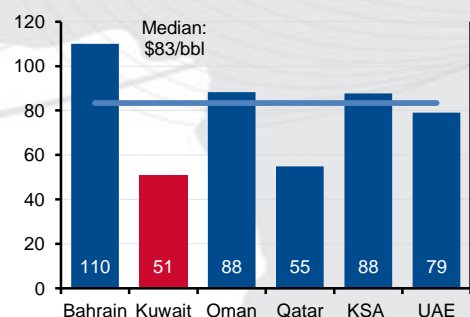


Note: Unofficial estimates

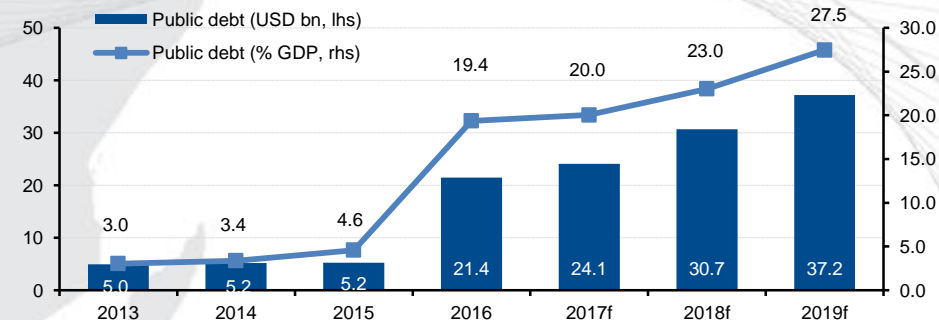
Key Figures

Key Indicators	2018F	2019F
Sovereign Ratings	Aa2 / AA / AA (M / S / F)	
Current Account	\$7.6 bn	\$13.5 bn
Gov Revenues (%GDP)	39%	40%
Public Debt (% GDP)	23.0%	27.5%

GCC fiscal breakeven oil price



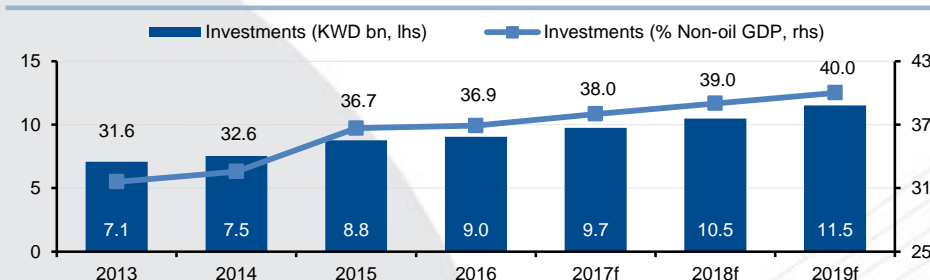
Public debt remains relatively low as a share of GDP



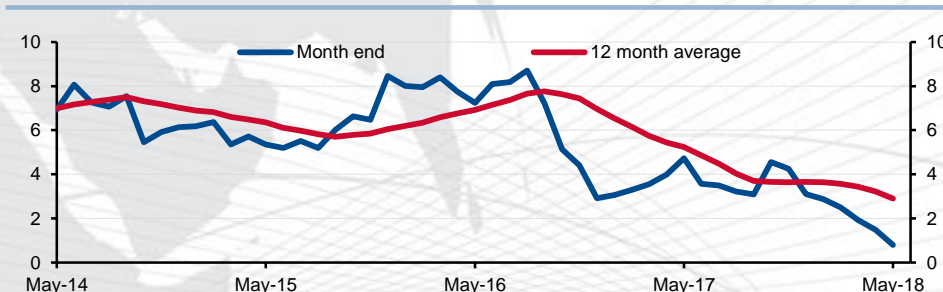
Recent Developments

GDP Growth	<ul style="list-style-type: none"> Overall, economic growth is improving, helped by an expected increase in oil production and a robust non-oil sector. Fiscal and external buffers give Kuwait ample capacity to sustain spending plans. Non-oil growth is accelerating slightly supported by capital spending and stronger consumer confidence. It is expected to be around 3.5% in 2018 and 2019.
Public Finance	<ul style="list-style-type: none"> Higher oil prices will help shrink the fiscal deficit, but an expansionary fiscal policy will see it persist in the short-term, albeit at much lower levels. Inflation is projected to be low at 1.0% in 2018, on account of weaker global food prices and falling housing costs. Meanwhile, with a stronger USD and stronger economic activity, inflation could be in the range of 2-2.5% in 2019.
Household Debt	<ul style="list-style-type: none"> Household debt growth moderated notably in 2016 due to regulatory changes implemented end-2015, but has shown signs of resilience since, averaging 7% in 2017 and at 7-8% in 1H18. Kuwaiti employment remained healthy in 2017. Growth in government spending on wages and salaries has moderated somewhat, but remains positive.
Credit Growth	<ul style="list-style-type: none"> Credit growth softened in the first five months of 2018 due to continued deleveraging by non-bank financials and subdued demand by businesses. However, signs of a turnaround appeared in May: borrowing by businesses was the strongest in a year. We expect credit growth of 4-6% in 2018 and 2019. Delays in passing the budget (approved June 2018) slowed the pace of government project awards in 1H18. However, the pipeline of tenders is strong. The government has affirmed its commitment to follow through with its planned projects.
Real Estate Activity	<ul style="list-style-type: none"> Lower property prices and a firmer outlook have catalyzed real estate activity, with sales up 11% y/y in the 12-months ending May 2018. Strength was particularly noted in the investment property sector (mainly apartments for rent).

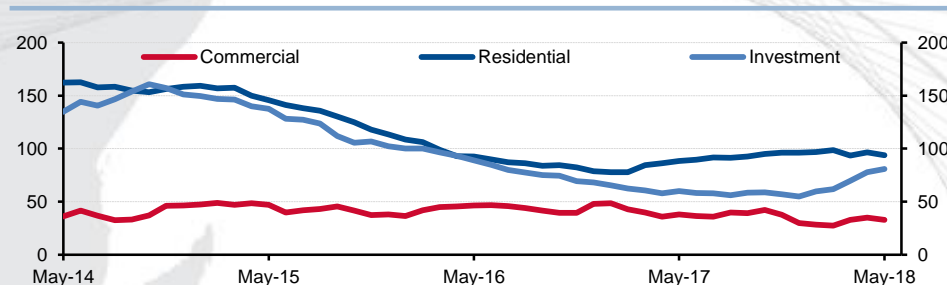
Investment



Private credit (change, %/y)



Real estate sales 12m average (KD mn)



Overview of the Kuwaiti Banking Sector

Snapshot

- **The Kuwaiti banking sector comprises 23 banks**, including 11 domestic banks (five conventional, five Shariah-compliant and one specialized), and branches of 12 international banks (11 conventional and one Islamic).
- **The sector is well regulated by the Central Bank of Kuwait** (“CBK”) with a number of regulations and supervisory norms to ensure the safety of the banking sector including through strict supervision and imposition of prudential ratios, such as lending limits and concentrations, investment limits, liquidity and capital adequacy.
- **The banking sector has demonstrated strong resilience and elevated levels of financial soundness over the past 10 years.** In fact, the sector is very well capitalized, with a 5-year Capital Adequacy Ratio average of 17.5%, 4.5% higher than the required minimum. Non-performing loans to total financing stood at 2.6% in 3Q17.

Key Indicators¹ (USD bn)



Sources: Central Bank of Kuwait

¹Loans refers to total credit facilities to resident and deposits refer to private resident deposits, all as reported by the Central Bank of Kuwait

Overview of Basel III Implementation in Kuwait

- In June 2014, the Central Bank of Kuwait announced the implementation of the Instructions of Basel III Capital Adequacy Framework in its final format to all local banks.

Minimum Capital Requirements

- Kuwait's minimum capital requirements are more stringent, being 2.5% higher than the Basel III guidance with full phase-in required by December 2016 (as compared to Basel III's Jan-2019 deadline)

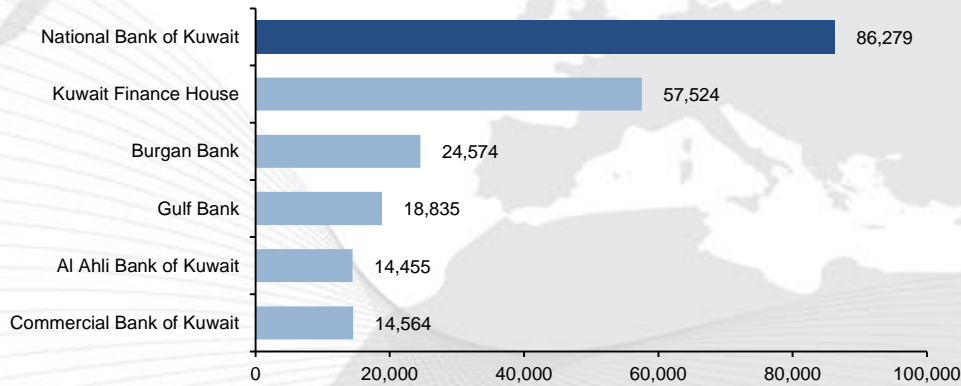
Phase-in Arrangements	Dec-2014	Dec-2015	Dec- 2016
Total Common Equity Tier 1	8.5%	9.0%	9.5%
Additional Tier 1	1.5%	1.5%	1.5%
Tier 1	10.0%	10.5%	11.0%
Tier 2	2.0%	2.0%	2.0%
Total minimum CAR	12.0%	12.5%	13.0%
D-SIB	0.5%-2.5% as part of CET1 (by 2016)		

The Dominant Kuwaiti Franchise

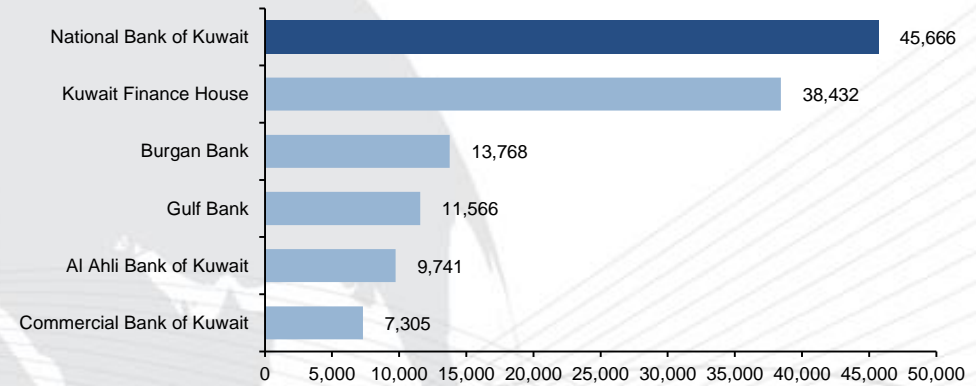


NBK is the leading banking group in Kuwait with a market leading position across its business segments

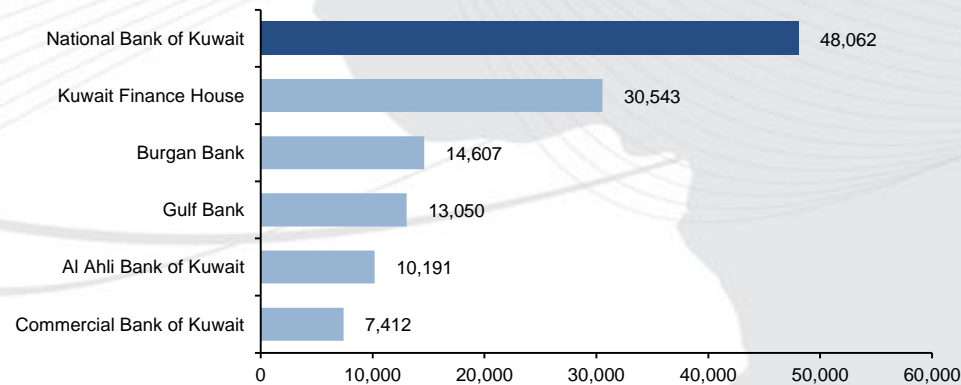
Total Assets (USD million)



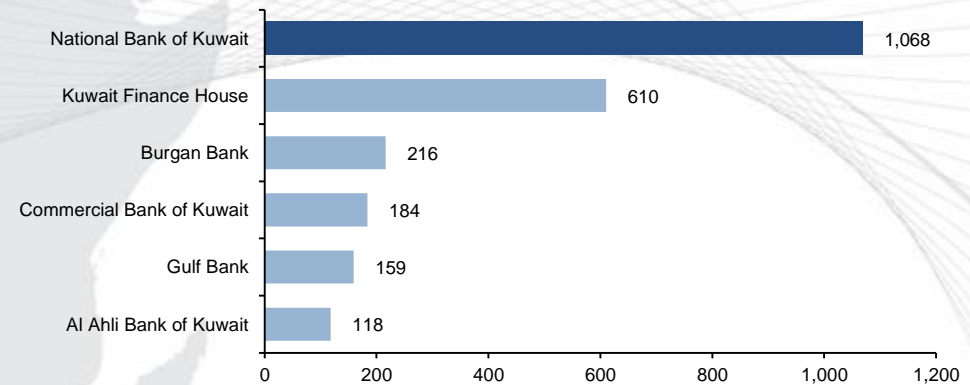
Customer Deposits (USD million)



Customer Loans & Advances (USD million)



Net Profit attributable (USD million)



Sources: Bank's annual reports. All data as of 31 December 2017(for Balance Sheet items) or for 2017(for Income Statement Items).
 Note: Kuwait Finance House is an Islamic bank while Burgan Bank, Gulf Bank, Commercial Bank of Kuwait, Al Ahli Bank of Kuwait are conventional banks.

Section 1

Overview of NBK

Section 2

Overview of Operating Environment

Section 3

Strategy and Business Overview

Section 4

Financial Performance (Historical)

Section 5

Performance Overview 1H 2018

Section 6

Appendix

The Group's strategy, which is based on two main pillars, focuses on defending and growing its leadership position in Kuwait whilst also diversifying its business

Defend and Grow Leadership Position in Kuwait

Maintain excellence and market leadership position, to expand market shares and to maintain discipline in managing both risks and costs

✓ Corporate Banking

- The Bank aims to (i) remain the primary banker for the leading local companies whilst continuing to be active in the mid-market sector; (ii) remain the bank of choice for foreign companies and continuing to serve at least 75% of those companies and (iii) maintain its current market share in trade finance (over 30%). To achieve the above, NBK will leverage off its different services, expand its coverage and broaden the range of products and services offered.

✓ Consumer Banking

- NBK intends to expand its consumer customer base by focusing on profitable consumer segments (such as the affluent and mass affluent segments) and by attracting new clients such as the SMEs.
- Through the above, the Bank aims to maintain its leadership position, maintain its focus on delivery of superior customer service experience and achieve the lowest cost of funds among Kuwaiti conventional banks.

✓ Private Banking

- Within the private banking sector, NBK aims to continue to provide a unique proposition to high net worth clients in collaboration with its investment arm. NBK also aims to provide superior customer service through its highly experienced bankers. The Bank also aims to leverage off its existing brand and experience (particularly in Switzerland) to provide access to leading funds and broaden its product portfolio.

Geographical, and product and service diversification

Includes expanding regional presence, establishing an Islamic banking franchise and building a leading regional investment bank.

✓ Expand Regional Presence

- The Bank's geographic diversification strategy is to leverage its fundamental strengths and capabilities, including its international reach and strong regional relationships, to build a regional platform and support growth in key markets.
- NBK focuses on markets identified to have long-term potential through a combination of high growth economies, sound demographic trends and opportunities aligned with the Bank's competitive advantages.

✓ Establish an Islamic Franchise

- The Bank's strategy, in relation to its Islamic subsidiary, is to differentiate it from other domestic Islamic banks through a clear focus on high net worth and affluent clients and large and mid-market corporate customers.

✓ Build Regional Investment Bank

- NBK looks to establish its business as a leading regional investment banking, asset management, brokerage and research operation and to leverage the Group's strong regional position to cross sell these products across the MENA region.

NBK is a universal bank and the industry leader in all key business segments in Kuwait with an average market share of 30%

Overview and strategy

Corporate Banking	Consumer Banking	Private Banking
<ul style="list-style-type: none"> ▪ Remain the primary banker for most of the local blue-chip companies, and an active player in the mid-market ▪ Remain bank of choice among foreign corporations and continue serving 75% of them active in the Kuwaiti market ▪ Maintain current market share in excess of 30% in trade finance in Kuwait ▪ Offer differentiated services to large corporate clients leveraging other NBK units ▪ Increase market share in medium corporate segment through focused teams and relationship management ▪ Focus on Government mega projects benefiting from NBK's large capital base ▪ Maintain asset quality with emphasis on credit control and risk management 	<ul style="list-style-type: none"> ▪ Maintain undisputed leadership in retail banking with leading market share and the highest customer penetration among conventional banks ▪ Maintain focus on customer service ▪ Expand client base with focus on profitable consumer segments such as affluent and mass affluent, and aim to attract new bankable clients such as SMEs ▪ Achieve lowest cost of funds among Kuwaiti commercial banks ▪ Pioneer innovative multi-channel solutions including state of the art internet, mobile banking and call center services ▪ Focus on the evolution to segment of one by providing tailor-made propositions aiming at better cross-sell, increased product penetration, proactive attrition management utilizing the latest tools and technologies 	<ul style="list-style-type: none"> ▪ Continue to provide a unique proposition to HNW clientele in collaboration with NBK Capital and the bank's international network ▪ Provide access to best of breed international funds leveraging NBK Banque Privee's wealth management expertise ▪ Provide the best service with a dedicated team of over 30 well qualified and experienced private bankers ▪ Leverage NBK's strong brand to acquire new clients and retain onshore relationships ▪ Broaden the product portfolio to accommodate growing needs

NBK is a full-service bank that offers a broad suite of financial services and products to clients, meeting their ever growing and evolving demands

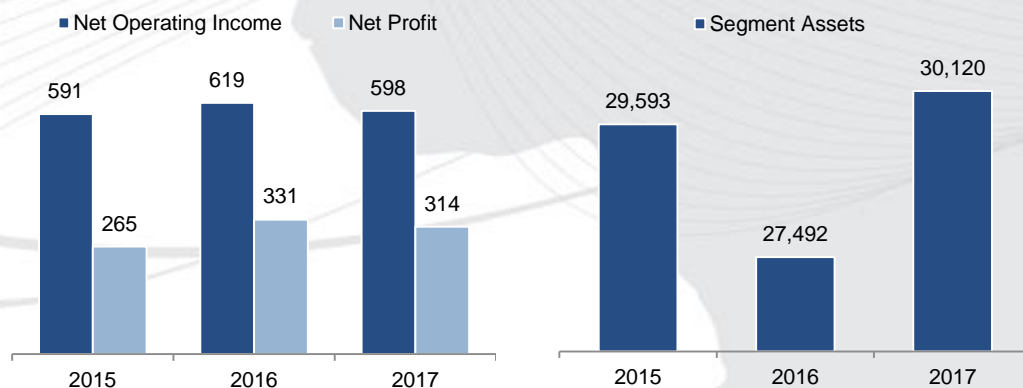
International Operations

- NBK's international operations currently contributed to circa 30% of its bottom line with the Bank aspiring to increase this contribution.
- The Bank generally aims to maintain a majority stake in its subsidiaries or at least maintain a decision making role.
- NBK's international presence is a differentiating factor for the Bank and an extension of the MENA franchise enabling better service and strengthening client relationships.
- Specifically within the MENA region, the Bank is focused on growing its business in existing and new markets through attracting increased corporate and private customers.
- Meanwhile, across the international locations, the Bank's focus is on servicing its private and corporate customers who are active internationally and growing its business with international companies that are active in the MENA region.
- Within its international network, NBK is focused on managing risks and costs to improve efficiency and achieve long-term cost savings and productivity gains.

Overview of Performance

Revenue Trends (USD mn)

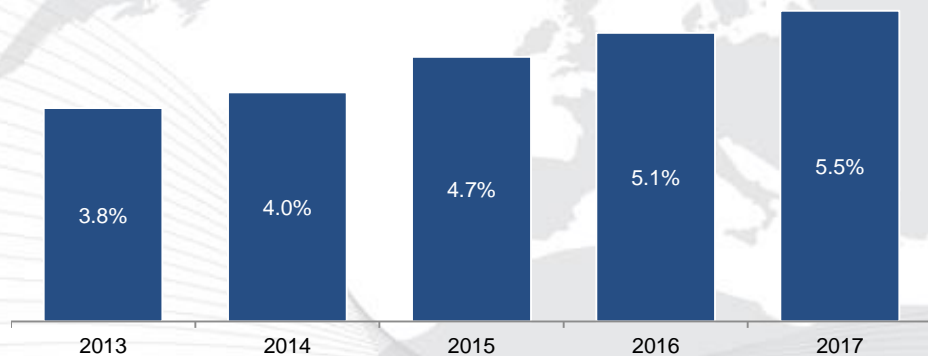
Balance Sheet Trends (USD mn)



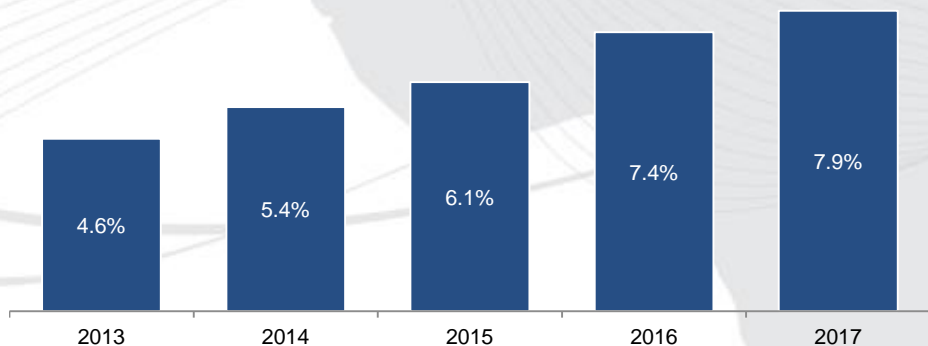
	Established or acquired	Branches	Legal structure
International			
London	1983	2	Subsidiary
New York	1984	1	Branch
Geneva	1984	1	Subsidiary
Singapore	1984	1	Branch
Paris	1987	1	Branch
Shanghai	2005	1	Branch
MENA region			
Bahrain	1987	2	Branch
Lebanon	1996	3	Subsidiary
Jordan	2004	1	Branch
Iraq	2005	5	Subsidiary
Saudi Arabia	2006	1	Branch
Egypt	2007	45	Subsidiary
Turkey	2007	13	Associate
UAE	2008	2	Branch

Boubyan Bank (59.6% owned subsidiary)

Market share of Total Assets(%)



Market share of Total Deposits (%)



Notes: Market share data based on the consolidated data of all banks operating in Kuwait

Key Highlights

- Islamic banking has been gaining strong grounds in the Kuwaiti market in recent years, representing close to 40% of assets and deposits at year-end 2017.
- After a series of gradual share acquisitions since 2009, NBK's stake in Boubyan bank reached 58.4% in 2012. Through Boubyan, NBK aims at diversifying its income stream, complementing its product offering as well as targeting a new segment of clients.
- The size and market share development of Boubyan relative to other Islamic banks leaves significant room for repositioning the bank and acquiring market share.
- As the largest single shareholder, NBK is committed to the future growth and transformation of Boubyan Bank and establishing strong presence in the growing Islamic banking segment.
- Leading international consulting firms have assisted Boubyan in developing a new strategy aiming to differentiate the bank from other players with a clear focus on HNWI, affluent and mid/large companies.
- The bank's transformation and strategy implementation is led by a highly proficient management team with extensive regional banking experience, with key positions filled by NBK veterans aligned with the NBK culture.

Section 1

Overview of NBK

Section 2

Overview of Operating Environment

Section 3

Strategy and Business Overview

Section 4

Financial Performance (Historical)

Section 5

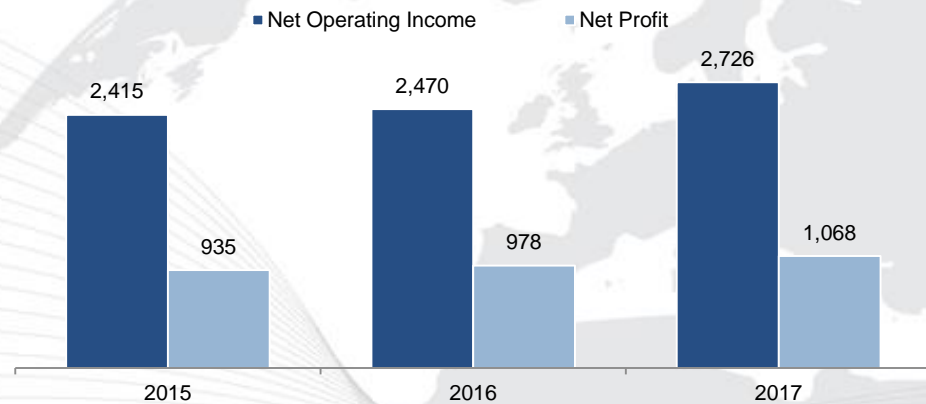
Performance Overview 1H 2018

Section 6

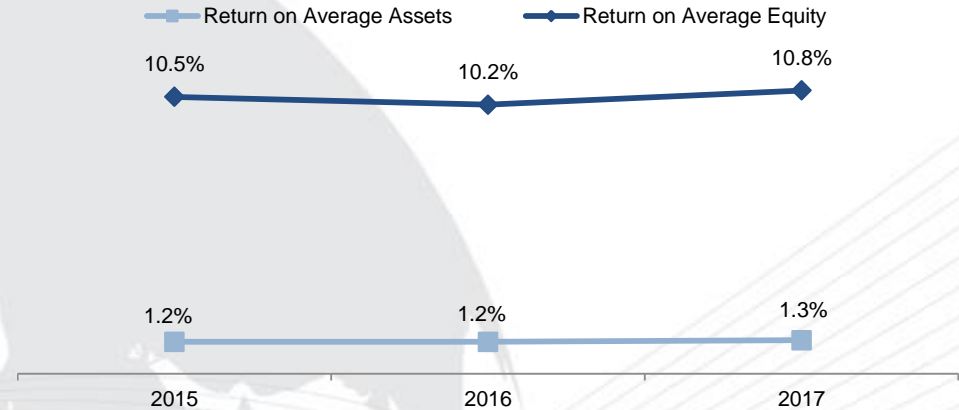
Appendix

Operating Performance & Profitability

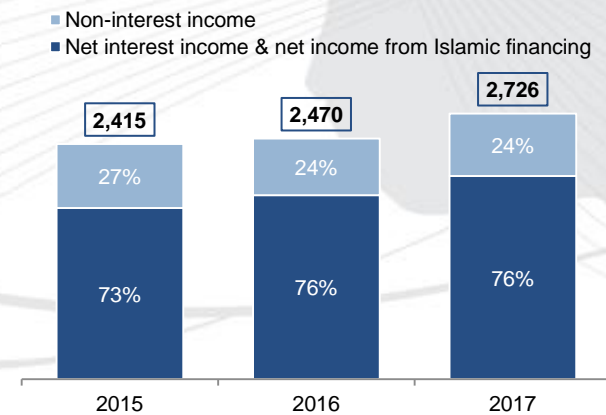
Resilient Profitability (USD mn)



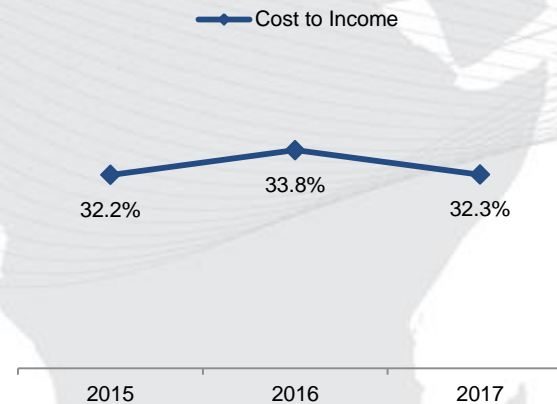
Stable Returns (%)



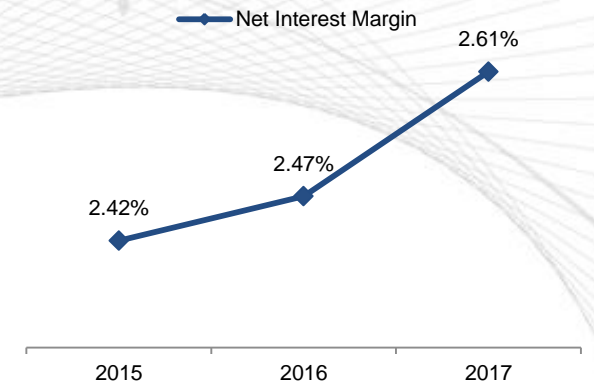
Operating Income Composition (USD mn)



Operating Efficiency (%)

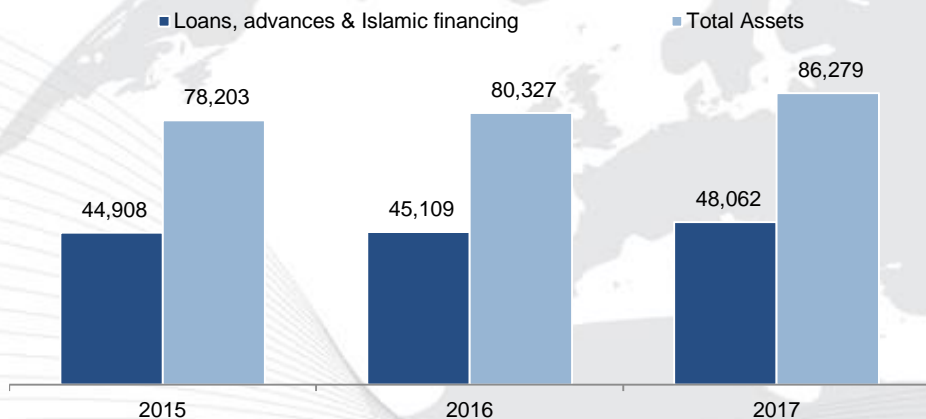


Interest Margins (%)

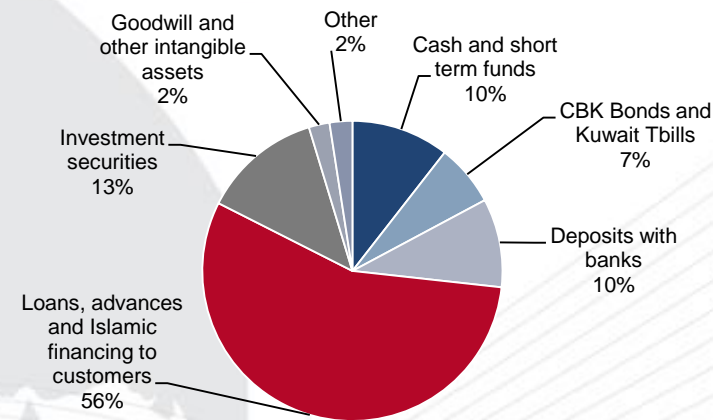


Balance Sheet Parameters

Assets & Loans and Advances (USD mn)

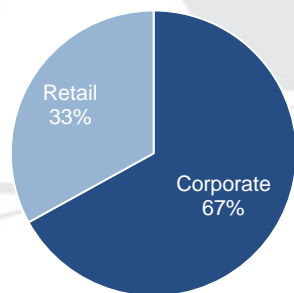


Breakdown of Assets by Type (As at 31 December 2017)



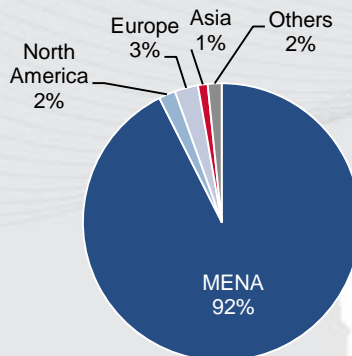
Breakdown of Gross Loans and Advances

By Type - As at 31 December 2017



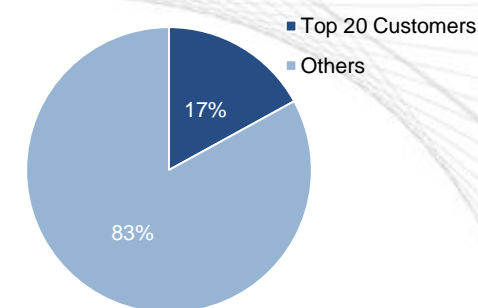
Breakdown of Gross Loans and Advances

By Geography - As at 31 December 2017



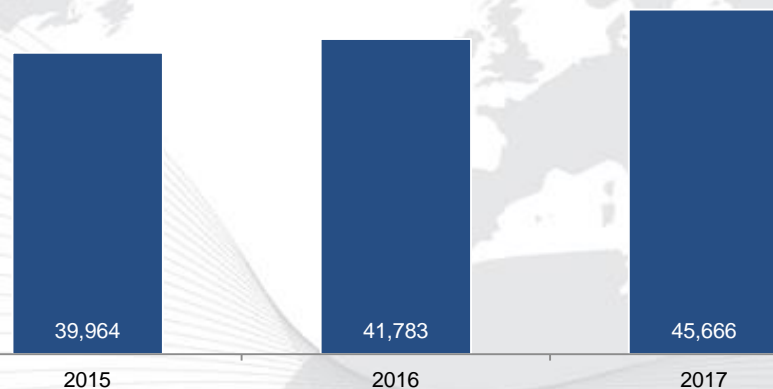
Low loan concentrations

As at 31 December 2017

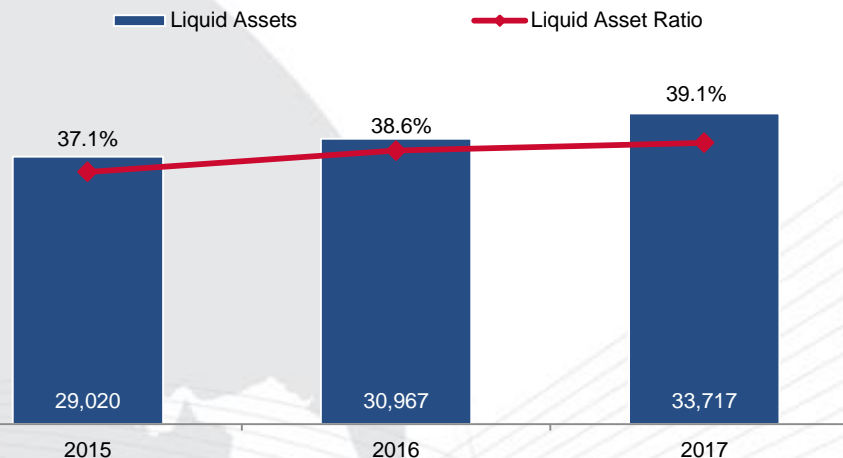


Funding and Liquidity Positions

Customer Deposits (USD mn)

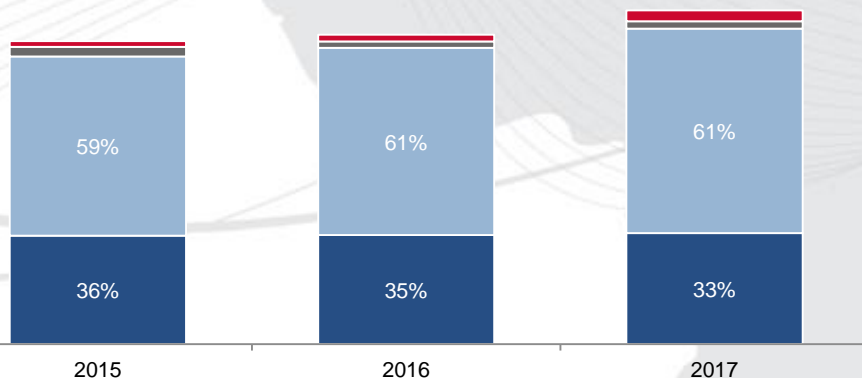


Strong Liquidity Position (USD mn)



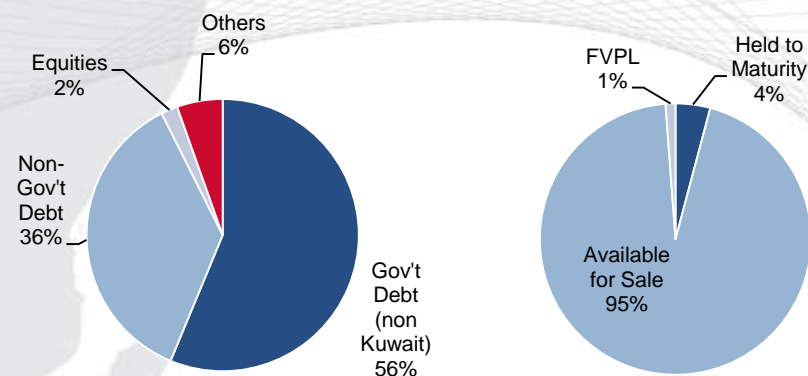
(Total Liabilities) Funding Mix (USD mn)

- Other liabilities
- Certificates of deposit
- Customer Deposits
- Due to banks and other financial institutions



Overview of Investment Securities¹ – USD 11.1 bn

As at 31 December 2017

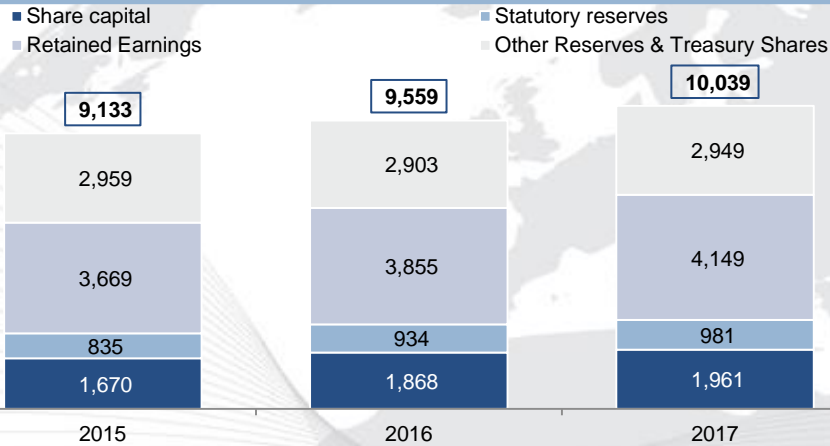


Notes:

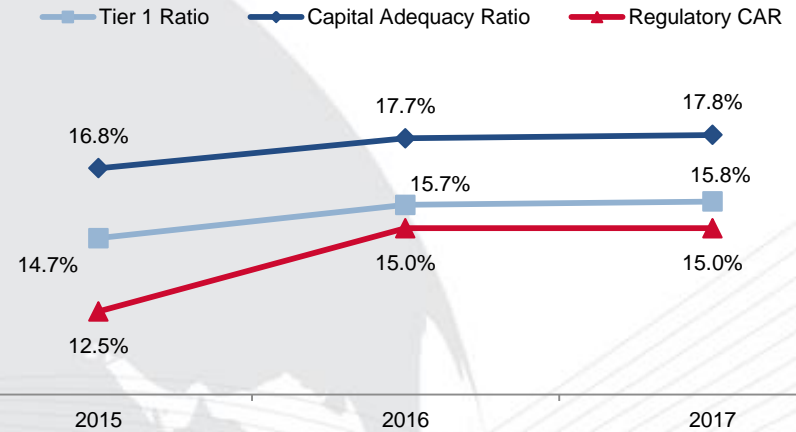
¹Excludes investments in Central Bank of Kuwait Bonds and Kuwait Government Treasury Bonds

Capitalization and Asset Quality

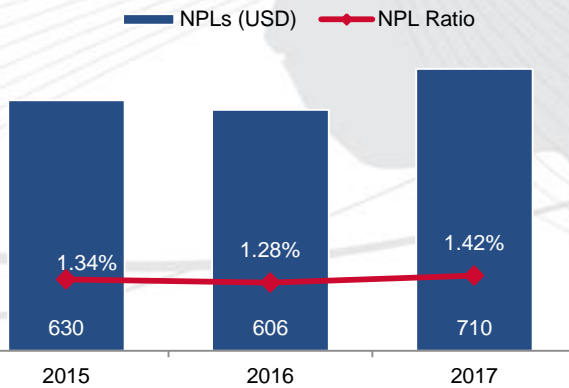
Total Equity¹ Breakdown (USD mn)



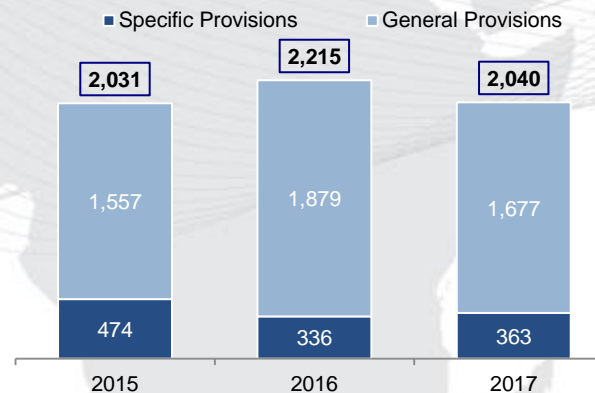
Capital Adequacy (%)



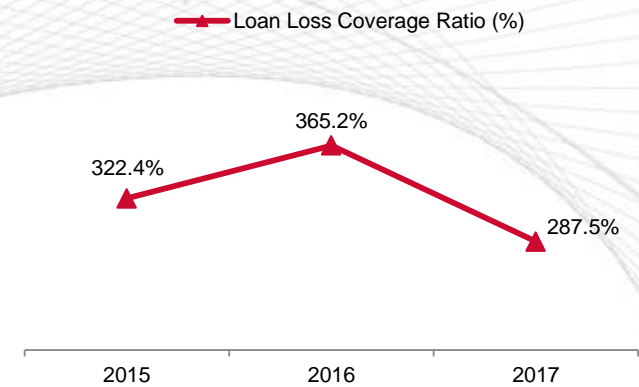
Non-Performing Loans



Prudent Provisioning (USD mn)



Loan Loss Coverage Ratio (%)



Notes:

¹Equity here refers to total equity attributable to the shareholders of National Bank of Kuwait S.A.K.P.

Section 1

Overview of NBK

Section 2

Overview of Operating Environment

Section 3

Strategy and Business Overview

Section 4

Financial Performance (Historical)

Section 5

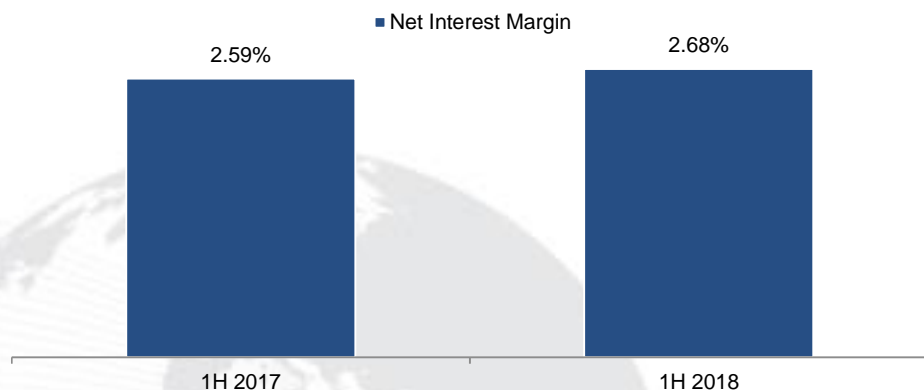
Performance Overview 1H 2018

Section 6

Appendix

1H 2018 Key Performance Extracts

Interest Margins (%)

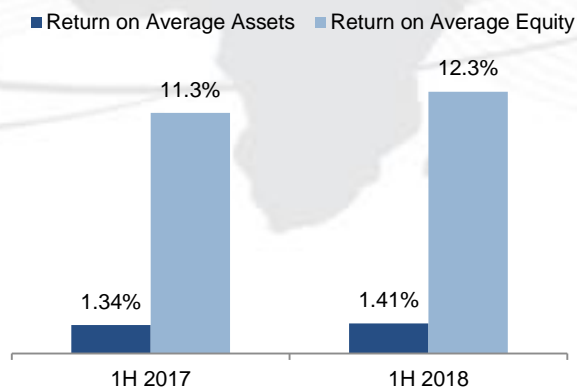


Income Statement Key Highlights (USDmn)

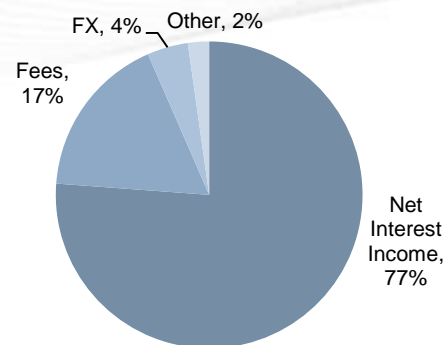
USD million	1H 2017	1H 2018
Net Interest Inc. & net inc. from Islamic financing	1,008	1,112
Fees and Commissions	222	253
Net Operating Income	1,317	1,460
Total Operating Expenses	415	446
Operating Surplus	902	1,014
Provision charge for credit & impairment losses	284	310
Taxation	44	54
Non-Controlling Interests	31	36
Profit Attributable to Shareholders	544	614

Strong returns and well-diversified earnings

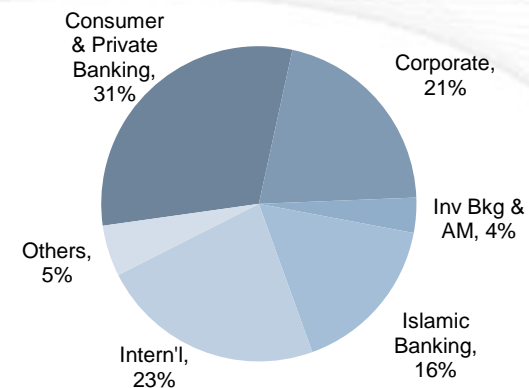
Strong Returns (%)



Operating Income by type



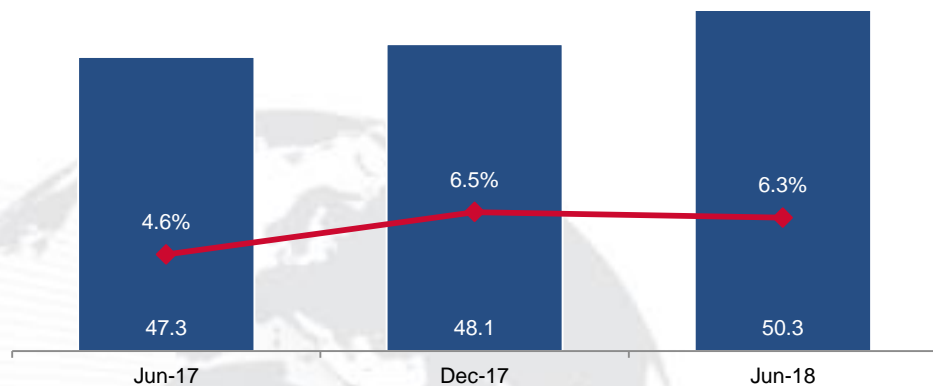
Operating Income by Business Line



1H 2018 Key Performance Extracts (Continued)

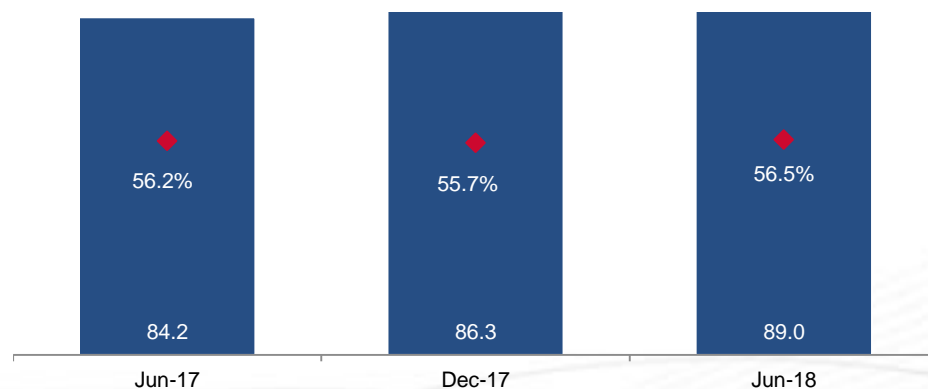
Net Loan Portfolio (USD bn)

■ Net Loans ● Net loan growth YoY (%)

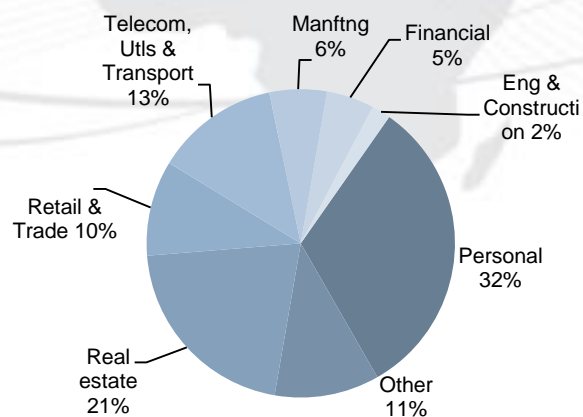


Loans to Assets (USD bn)

■ Total Assets ● Loans/Assets

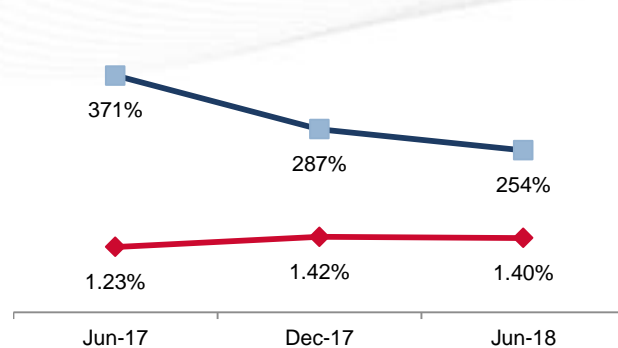


Loan exposure by sector (%)



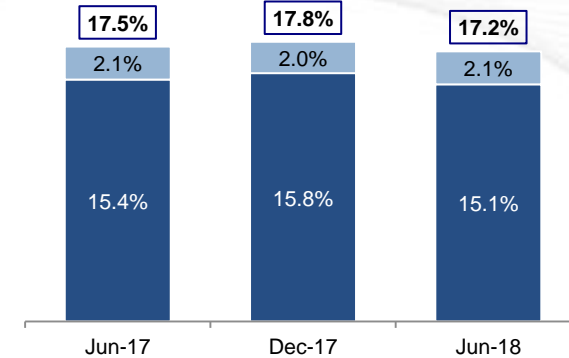
Non-Performing Loans

■ Coverage Ratio ● NPL Ratio



Prudent Capitalization (%)

■ Tier 1 ■ Tier 2



Section 1

Overview of NBK

Section 2

Overview of Operating Environment

Section 3

Strategy and Business Overview

Section 4

Financial Performance (Historical)

Section 5

Performance Overview 1H 2018

Section 6

Appendix

Kuwait Selected Mega Projects

Project	Sector	Value (KD bn)	Scope	Status
South Al Mutlaa City	Housing	2.33	30,000 residential units, schools and other facilities	Underway: P1 has progressed by 24% and P2 by 12%. P3 mobilization works are ongoing and the project expected completion is March 2020.
New Refinery Project (NRP)	Oil & gas	3.90	New 615,000 bpd refinery by KNPC	Underway: The project has progressed by 85%, and all the five package are expected to be completed by 2019.
Clean Fuels Project (CFP)	Oil & gas	3.70	Specification upgrade and expansion of 2 existing refineries to produce 800,000 b/d.	Underway: The overall project has progressed by 92 percent. Partial operation commencing in July-2018.
Jurassic Non Associated Oil & Gas Reserves Expansion: Phase 2	Oil & gas	1.22	Production of 120,000 b/d of wet crude and more than 300 million cubic feet a day (cf/d) of sour gas	Underway: All three contracts have now been awarded; construction is now ongoing and completion date for phase one is April 2018, phase 2: August 2018.
Petrochemical Facility at Al-Zour	Oil & gas	2.0	Petrochemical plant to be integrated with Al-Zour refinery.	Bidding: PQ documents released and to be submitted by September 2018. Split of project to 3 packages (\$1.5 bn, \$5 bn and \$1.3 bn). Project expected completion is July 2023.
LNG Import and Regasification Terminal	Oil & gas	0.80	4 full containment LNG tanks each with a working capacity of 225,500 m ³ and a regasification plant with capacity of 1500 BBTU/day	Underway: Construction expected to be completed in 2020. KIPIC will borrow KD 700 million to fund the project (KD 380 from domestic banks). Signing with international banks for the loan by mid-June.
Offshore Drilling	Oil & gas	0.90	6 new drilling locations to boost the daily oil production by 700,000 b/d and gas production to 1 bn cubic feet.	Bidding: Awarding postponed till end-June 2018. Drilling shall start by end-2018.
Al-Zour North (IWPP) – P2 & P3	Power & water	0.5	1800 MW of power generation capacity and 464,100m ³ /day of desalination capacity	Planning: KAPP is planning to appoint a transaction adviser in order to accelerate the procurement process. The tender for the advisory role is expected to be issued in 2Q 2018.
Al-Khairan Power & Desalination Plant (IWPP)	Power & water	0.51	Net capacity of a min 1,500 MW of power and a min 125 MIGD of desalinated water	Bidding/Planning: The desalination plant is expected to be tendered by late 2019. KAPP and the Ministry of E&W have switched the fuel to gas instead of low sulphur fuel oil.
Umm Al Hayman Waste Water (PPP)	Power & water	0.47	Initial treatment capacity of 500,000 m ³ /d. Plant may replace Riqqa WWTP in future	Underway: Contract signing is expected in Q3, 2018.
Kabd Municipal Solid Waste Project	Power & water	0.3	Waste to energy facility; 50% of all the municipal solid waste produced in Kuwait will be processed at the facility	Underway: Project awarding approved and client is looking for financiers. Construction is expected to commence in Q1 2019.
Al-Dibdibah Solar PP	Power & water	0.5	Capacity to produce 1GW solar project	Bidding/Planning: List of PQed bidders is ready. Tendering by 3Q 2018 and execution to start early 2019.
Airport Expansion (New Passenger Building)	Transport	1.90	To increase the annual handling capacity of the airport to 20 million passengers and new runways and infrastructure expansion	Underway/Planning: Construction works are ongoing and expected to be completed by Q4 2022. Supervision panel established in order to prevent delays in construction. Aircraft parking and corridors expected to be completed by end of 2019.
Kuwait National Railroad (PPP)	Transport	2.40	Railroad system linking Kuwait to rest of GCC	Planning: Project will consist of 6 packages. Expression of Interest (EoI) has been postponed twice. Project delayed due to restructuring of KAPP and GCC railway network project. KAPP yet to issue RFP.

Consolidated Financials 1H 2018 *(USD million)*



<i>Income Statement (USD million)</i>	1H-17	1H-18
Interest Income	1,169	1,402
Interest Expense	336	491
Net Interest Income	832	911
Murabaha and other Islamic financing income	245	291
Distribution to depositors and Murabaha costs	69	90
Net Income from Islamic financing	176	201
Net interest income and net income from Islamic financing	1,008	1,112
Net fees and commissions	222	253
Net investment income	33	27
Net gains from dealing in foreign currencies	49	63
Other operating income	5	6
Non-interest income	309	348
Net Operating Income	1,317	1,460
Staff expenses	245	264
Other administrative expenses	139	153
Depreciation of premises and equipment	26	24
Amortisation of intangible assets	5	5
Operating Expenses	415	446
Op. profit before provision for credit losses and impairment losses	902	1,014
Provision charge for credit losses and impairment losses	284	310
Operating profit before taxation	619	704
Taxation	44	54
Non-controlling interest	31	36
Profit attributable to shareholders of the Bank	544	614

<i>Balance sheet (USD million)</i>	1H-17	1H-18
Cash and short term funds	8,705	9,975
Central Bank of Kuwait bonds	2,541	2,600
Kuwait Government Treasury bonds	2,798	3,054
Deposits with banks	8,119	7,732
Loans, advances and Islamic financing to customers	47,314	50,289
Investment securities	10,959	11,205
Investment in associates	220	169
Land, premises and equipment	893	1,122
Goodwill and other intangible assets	1,924	1,916
Other assets	713	915
Total Assets	84,188	88,976
Due to banks and other financial institutions	23,674	24,815
Customer deposits	44,811	48,285
Certificates of deposit issued	2,104	1,799
Global Medium Term Notes (GMTN)	745	717
Subordinated Tier 2 bonds	412	412
Other liabilities	1,211	1,322
Total Liabilities	72,956	77,350
Share capital	1,954	2,052
Proposed bonus shares	-	-
Statutory reserve	931	977
Share premium account	2,652	2,652
Treasury shares	(257)	(216)
Treasury share reserve	46	46
Other reserves	4,177	4,378
Equity attributable to shareholders	9,503	9,889
Perpetual Tier 1 Capital Securities	696	696
Non-controlling interests	1,032	1,041
Total equity	11,231	11,626
Total liabilities and equity	84,188	88,976

Consolidated Statement Of Income *(USD million)*

<i>USD million</i>	2015	2016	2017
Interest Income	1,939	2,205	2,461
Interest Expense	462	629	742
Net Interest Income	1,477	1,576	1,719
Murabaha and other Islamic financing income	353	424	517
Distribution to depositors and Murabaha costs	72	112	152
Net Income from Islamic financing	280	312	365
Net interest income and net income from Islamic financing	1,757	1,888	2,084
Net fees and commissions	430	440	459
Net investment income	107	21	66
Net gains from dealing in foreign currencies	110	117	112
Other operating income	12	3	5
Non-interest income	658	582	642
Net Operating Income	2,415	2,470	2,726
Staff expenses	455	477	512
Other administrative expenses	256	290	307
Depreciation of premises and equipment	51	54	50
Amortisation of intangible assets	16	14	10
Operating Expenses	778	835	880
Op. profit before provision for credit losses and impairment losses	1,637	1,635	1,847
Provision charge for credit losses	431	417	580
Impairment losses	114	88	44
Operating profit before taxation	1,093	1,130	1,223
Taxation	110	95	88
Non-controlling interest	48	56	66
Profit attributable to shareholders of the Bank	935	978	1,068

Consolidated Statement Of Financial Position (*USD million*)



<i>USD million</i>	2015	2016	2017
Cash and short term funds	11,537	8,905	9,092
Central Bank of Kuwait bonds	2,664	2,482	2,173
Kuwait Government treasury bonds	1,259	1,634	3,567
Deposits with banks	4,728	7,980	8,246
Loans, advances and Islamic financing to customers	44,908	45,109	48,062
Investment securities	9,227	10,533	11,099
Investment in associates	307	244	209
Land, premises and equipment	751	845	1,075
Goodwill and other intangible assets	2,246	1,928	1,928
Other assets	575	667	828
Total Assets	78,203	80,327	86,279
Due to banks and other financial institutions	24,214	24,351	24,753
Customer deposits	39,964	41,783	45,666
Certificates of deposit issued	2,172	1,379	1,627
Global medium term notes (GMTN)	-	-	733
Subordinated Tier 2 bonds	413	413	413
Other liabilities	865	1,118	1,285
Total Liabilities	67,627	69,044	74,477
Share capital	1,670	1,868	1,961
Proposed bonus shares	84	93	98
Statutory reserve	835	934	981
Share premium account	2,319	2,661	2,661
Treasury shares	(258)	(258)	(258)
Treasury share reserve	46	46	46
Other reserves	4,437	4,215	4,550
Equity attributable to shareholders of the bank	9,133	9,559	10,039
Perpetual Tier 1 Capital Securities	698	698	698
Non-controlling interests	744	1,026	1,064
Total equity	10,575	11,283	11,801
Total liabilities and equity	78,203	80,327	86,279